










REVIEWED
By Sarah Collins at 5:46 pm, Mar 15, 2021

3/11/2021

Byylee

Worklist: 4838

<u>LAB CASE</u>	<u>ITEM</u>	<u>ITEM TYPE</u>	<u>DESCRIPTION</u>	
C2020-2618	1	BCK	AM 28 Blood Multi-Drug Quant Panel 1 by LC-QQQ	
C2021-0345	1	UCK	AM 28 Urine Multi-Drug Confirmation Panel 1 by LC-QQ	
C2021-0360	1	BCK	AM 28 Blood Multi-Drug Quant Panel 1 by LC-QQQ	
C2021-0418	1	UCK	AM 28 Urine Multi-Drug Confirmation Panel 1 by LC-QQ	
C2021-0428	1	BCK	AM 28 Blood Multi-Drug Quant Panel 1 by LC-QQQ	
C2021-0429	4	BCK	AM 28 Blood Multi-Drug Quant Panel 1 by LC-QQQ	
C2021-0454	1	BCK	AM 28 Blood Multi-Drug Quant Panel 1 by LC-QQQ	
C2021-0489	1	BCK	AM 28 Blood Multi-Drug Quant Panel 1 by LC-QQQ	
C2021-0491	1	UCK	AM 28 Urine Multi-Drug Confirmation Panel 1 by LC-QQ	

AM# 28: Multi-Drug Quantitation by LC-MS/MS

BWylie

Extraction Date 3/9/2020

Analyst: Britany Wylie

Plate lot#: 201207

Plate Expiration: 6/7/2021

Mobile phase A: 5mM Amm Form + 0.01% FA
0.5M Ammonium Hydroxide

Mobile phase B: 0.01% Formic Acid in MeOH
Ethyl Acetate 20% Methanol in Water

Blank Blood Lot: 20J20793

Urine Blank lot: 2121

Column: Agilent 120 EC-C18 (2.1x 100-2.7um)

LCMS-QQQ ID: 69679

Pre-Analytic:

- 1. Check levels of mobile phases and needle wash refill as needed. Ensure waste is not full.
- 2. Ensure correct column is installed and begin mobile phase flow allow to equilibrate ~ 30 minutes.
- 3. Create worklist

Analytic:

- 1. Remove standards, plate, controls, and samples from cold storage. Allow to reach room temperature.
- 2. Pipette **250µL blood (calibrated pipette) Pipette ID: 1926134** in wells of analytical (standards) plate.
- 3. Place on shaking incubator at ambient temp., 900rpm for 15 minutes.
- 4. Pipette **250µL 0.5M ammonium hydroxide** in wells of analytical plate.
- 5. Place on shaking incubator at ambient temp., 900rpm for 15 minutes.
- 6. Transfer **300µL of blood+base** mixture to corresponding wells of SLE+ plate.
- 7. Apply positive pressure for approx. 10-15 seconds (or until no liquid remains on top of sorbent).
(Load at 85-100 PSI- Selector to the right) Manifold ID: 66792
- 8. Wait 5 minutes.
- 9. Add **900uL ethyl acetate**.
- 10. Wait 5 minutes.
- 11. Apply positive pressure for approx. 15 seconds. *(10-15 PSI- Selector to the left)*.
- 12. Add **900uL ethyl acetate**.
- 13. Wait 5 minutes.
- 14. Apply positive pressure for approx. 15 seconds. *(10-15 PSI- Selector to the left)*.
- 15. Remove plate containing eluate. Place on SPE Dry and evaporate to dryness at approx. 35°C.
SPE Dry ID: 66819
- 16. Reconstitute in **100µL 20% MeOH** and heat seal plate with foil.

Post-Analytic

- 1. Create batch and process data.
- 2. Make necessary changes to integration limits
- 3. Integration linear and R² values ≥0.98 for each analyte.
- 4. For unknown samples and controls: response ratio within 20% of average of controls and standards, RT within +/- 5% (tramadol RT +/-2%), S/N for primary transition >10 and secondary transitions >5.
- 5. Did all QCs pass for each analyte? Yes, see comments Add Control data to QC tracking spreadsheet.
- 6. Central File Packet to include: LIMS Worklist, Method Checklist, Calibration and Control Reports.

COMMENTS: *Not evaluated:* metoprolol alpha-hydroxyalprazolam and hydromorphone- qualitative only
Dihydrocodeine not acquired in this run BW

Curve limitations: alpha-hydroxyalprazolam 5-250; amphetamine 5-500; benzoylcegonine 25-1000; codeine 5-500, lamotrigine 5-500; lorazepam 25-1000; methamphetamine 5-500; mitragynine 5-500; Oxazepam 25-1000, phentermine 5-500

am 28
3/9/21 worklist 4838

Buylee

	1	2	3	4	5	6	7	8	9	10	11	12
A	IS + Cal. 1	IS + QC_1	428-1		IS + Cal. 1	IS + QC_1						IS + Cal. 8
B	IS + Cal. 2	IS + QC_2	429-1		IS + Cal. 2	IS + QC_2						IS + Cal. 7
C	IS + Cal. 3	IS + QC_3	454-1		IS + Cal. 3	IS + QC_3						IS + Cal. 6
D	IS + Cal. 4	IS + QC_4	489-1		IS + Cal. 4	IS + QC_4					IS + QC_2	IS + Cal. 5
E	IS + Cal. 5	urine qc	neg urine		IS + Cal. 5	Urine IS + QC_2					IS + QC_4	IS + Cal. 4
F	IS + Cal. 6	neg blood	345-1		IS + Cal. 6						IS + QC_3	IS + Cal. 3
G	IS + Cal. 7	C2020- 2618-1	418-1		IS + Cal. 7						IS + QC_2	IS + Cal. 2
H	IS + Cal. 8	360-1	491-1		IS + Cal. 8						IS + QC_1	IS + Cal. 1

All wells to contain 60 µl of Trapping Solution

Case #: C2021-0____-__

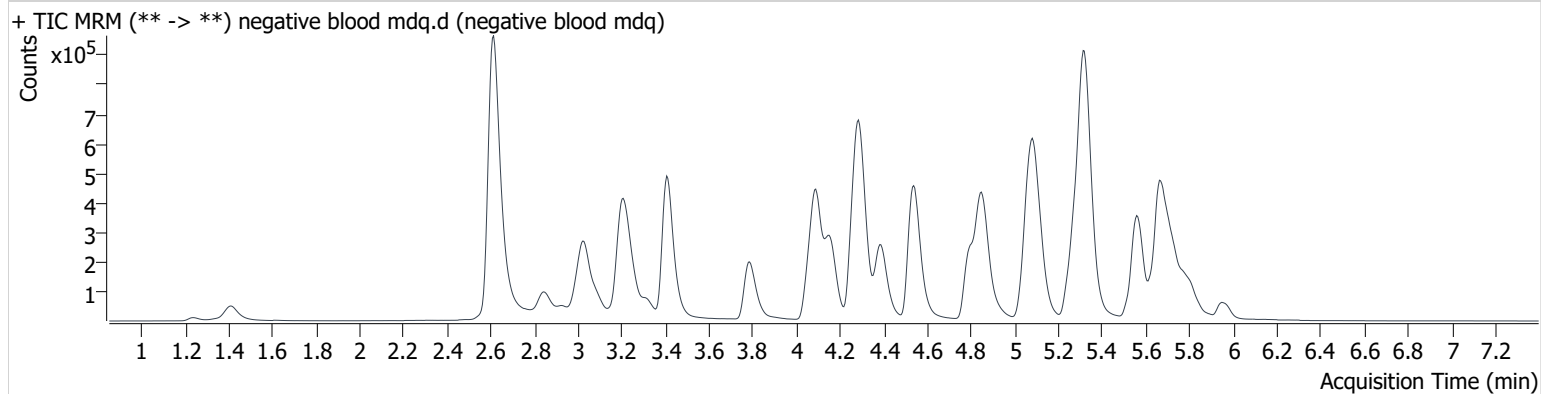
AM #28 Multi-Drug Quant. Results

B. Wylie

Batch results D:\MassHunter\Data\2021\am 27-28\030921\QuantResults\mdq2.batch.bin
Calibration Last Update 3/15/2021 7:21:30 AM

Instrument	69679	Data File	negative blood mdq.d
Type	Sample	Sample	negative blood mdq
Acq. Method	mdqp1 1-21-21long.m	Operator	Britany Wylie
Sample Position	P2-F2	Comment	
Injection Volume	3		
Acq. Date-Time	3/9/2021 2:48:42 PM		
Sample Info.			

Sample Chromatogram



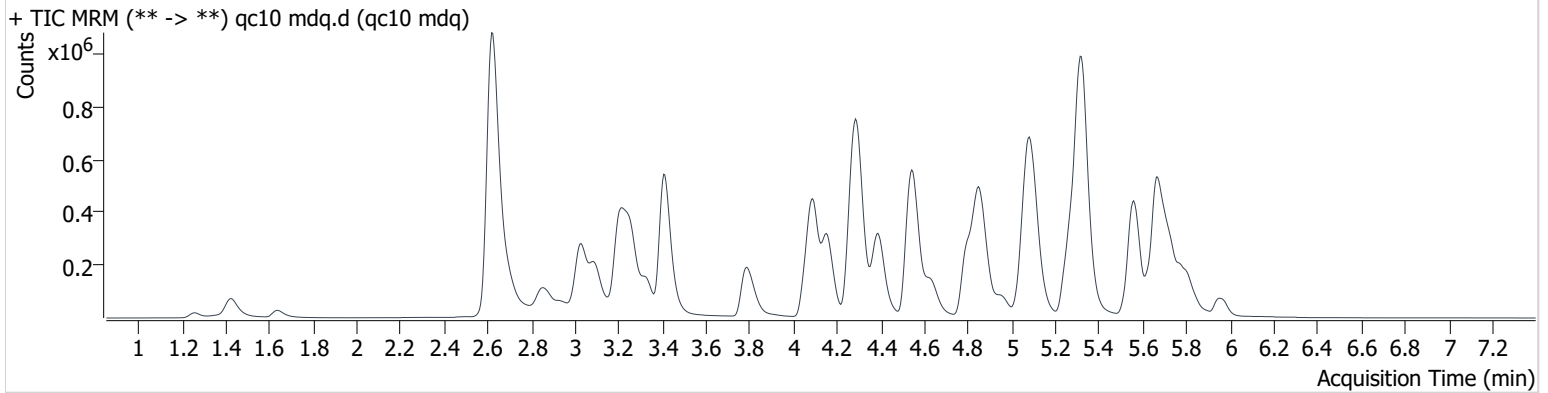
AM #28 Multi-Drug Quant. Results

B. Wylie

Batch results D:\MassHunter\Data\2021\am 27-28\030921\QuantResults\mdq2.batch.bin
Calibration Last Update 3/15/2021 7:21:30 AM

Instrument	69679	Data File	qc10 mdq.d
Type	QC	Sample	qc10 mdq
Acq. Method	mdqp1 1-21-21long.m	Operator	Britany Wylie
Sample Position	P2-A2	Comment	
Injection Volume	3		
Acq. Date-Time	3/9/2021 1:54:41 PM		

Sample Chromatogram



Name	RT	Resp.	S/N	Ratio	S/N	ISTD Resp.	Final Conc.
6-MAM	3.174	3263	11219.8	79.2	6384.1	83752	1.065 ng/ml
7-aminoclonazepam	4.305	28755	2022.1	71.3	838.2	109399	9.466 ng/ml
a-hydroxyalprazolam	5.719	2855	∞	43.7	3511.7	109399	11.752 ng/ml
alpha-PHP	4.963	143260	215462.6	39.9	∞	909656	9.757 ng/ml
alpha-PVP	4.400	186578	∞	51.0	15224.5	811833	9.928 ng/ml
Alprazolam	5.788	64026	8333.6	87.2	2268.6	223592	10.169 ng/ml
Amphetamine	3.096	300956	∞	44.0	22570.7	485378	10.220 ng/ml
Benzoylcegonine	3.923	2703	208.4	21.0 High	2200.7	10310	8.934 ng/ml *
Buprenorphine	5.691	2646	∞	15.2	857.8	95997	1.128 ng/ml
Bupropion	4.818	183768	6084.5	68.2	17261.4	909656	9.711 ng/ml
Carisoprodol	5.743	42328	156922.2	55.3	383.0	170648	9.528 ng/ml
Citalopram	5.255	134675	7272.1	40.9	4076.7	633720	9.384 ng/ml
Clonazepam	5.631	6696	11525.4	27.4	∞	12833	8.461 ng/ml
Clonazepam	5.583	13988	9408.8	40.8	10483.5	223592	8.824 ng/ml
Cocaine	4.298	145637	∞	45.7	26490.3	1228861	9.870 ng/ml
Codeine	2.622	21948	4653.8	89.0	∞	104820	10.359 ng/ml
Cyclobenzaprine	5.643	136642	3026.2	10.0	∞	463410	10.224 ng/ml
Dextromethorphan	5.299	107921	71380.4	74.3	∞	506234	9.878 ng/ml
Dextrophan	4.161	137055	14668.1	45.1	5934.6	772954	9.911 ng/ml
Diazepam	5.960	38436	33279.9	86.2	6487.4	189467	9.779 ng/ml
Diphenhydramine	5.326	446802	17871.8	30.4	13493.2	2328658	9.748 ng/ml
Doxylamine	4.558	414653	17726.3	79.6	9331.1	1670000	9.480 ng/ml
EDDP	5.293	105045	17691.4	42.0	66162.9	548847	9.920 ng/ml
Etizolam	5.822	32605	35095.9	23.6	11418.1	189467	9.817 ng/ml
Fentanyl	5.120	12128	∞	125.8	16040.3	604000	1.033 ng/ml
Flualprazolam	5.724	24802	∞	101.0	∞	223592	9.142 ng/ml
Fluoxetine	5.725	113151	69286.4	7.2	60125.7	440476	9.949 ng/ml
Hydrocodone	3.062	55076	∞	36.0	∞	669783	9.244 ng/ml
Hydromorphone	1.638	60041	∞	71.4	∞	14172	9.057 ng/ml
Ketamine	4.080	129710	174042.0	38.3	2837.1	670966	9.776 ng/ml
Lamotrigine	4.321	12827	14103.3	86.2	∞	504738	9.836 ng/ml
Levetiracetam	2.700	58221	11917.9	225.1	5136.5	485378	10.057 ng/ml
MDA	3.243	157055	6146.3	26.5	19606.6	504738	10.050 ng/ml

AM #28 Multi-Drug Quant. Results

Byylee

Name	RT	Resp.	S/N	Ratio	S/N	ISTD Resp.	Final Conc.
MDMA	3.336	134316	28558.0	95.4	∞	147124	10.249 ng/ml
Meprobamate	4.948	13923	∞	31.8	4443.0	48972	9.948 ng/ml
Methadone	5.673	215492	5804.6	56.7	5098.6	1150972	9.354 ng/ml
Methamphetamine	3.265	337324	∞	42.3	7018.1	1183927	9.702 ng/ml
Mirtazapine	4.636	279998	24453.9	49.1	23082.1	1150972	9.344 ng/ml
Mitragynine	5.249	52815	117629.8	29.3	31974.6	548847	11.707 ng/ml
Morphine	1.261	11951	∞	16.9	6575.3	14172	9.150 ng/ml
Norbuprenorphine	5.031	210	1665.3	108.0	1052.7	12498	0.967 ng/ml
Nordiazepam	5.909	7447	∞	65.6	78376.5	29315	9.292 ng/ml
Norfentanyl	4.121	9272	1080.0	33.4	5980.0	1169971	0.958 ng/ml
Norhydrocodone	3.109	6064	∞	20.6	∞	148183	9.578 ng/ml
Noroxycodone	2.960	42591	∞	41.6	∞	145347	9.854 ng/ml
O-desmethyl-tramadol	3.411	314202	13597.3	6.1	8893.9	1639839	9.679 ng/ml
Oxazepam	5.778	2356	65.6	68.4	2.7 Low	9521	12.513 ng/ml *
Oxycodone	2.877	102184	∞	28.8	∞	426867	9.688 ng/ml
Oxymorphone	1.429	68209	∞	44.2	∞	275384	9.598 ng/ml
Phentermine	3.824	53200	458.8	10.4	6284.3	706110	9.620 ng/ml
Promethazine	5.565	170921	∞	40.3	7847.1	907716	9.758 ng/ml
Pseudoephedrine	2.629	758534	∞	24.4	16504.7	3660182	9.990 ng/ml
Quetiapine	5.546	213490	132996.7	59.5	1371283.3	297524	10.390 ng/ml
Sertraline	5.793	30213	68595.9	102.6	26988.2	136468	9.598 ng/ml
Temazepam	5.835	24659	4002.4	30.1	55.5	114066	10.346 ng/ml
Tramadol	4.284	307893	15807.6	3.4	802.0	1438342	9.889 ng/ml
Trazodone	5.094	156613	3749.3	75.6	31932.1	721321	10.200 ng/ml
Venlafaxine	5.075	222129	6228.3	40.0	1576.8	1500406	9.493 ng/ml
Zolpidem	4.872	291895	16300.7	31.9	7317077.8	1390110	9.594 ng/ml

* OCR- Outside curve range

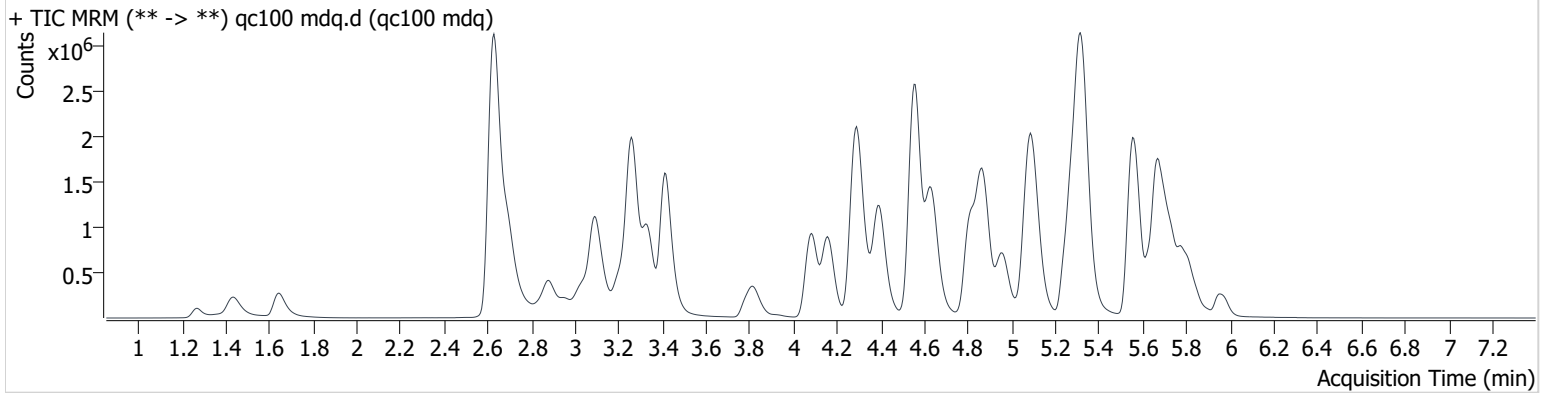
AM #28 Multi-Drug Quant. Results

B. Wylie

Batch results D:\MassHunter\Data\2021\am 27-28\030921\QuantResults\mdq2.batch.bin
Calibration Last Update 3/15/2021 7:21:30 AM

Instrument	69679	Data File	qc100 mdq.d
Type	QC	Sample	qc100 mdq
Acq. Method	mdqp1 1-21-21long.m	Operator	Britany Wylie
Sample Position	P2-B2	Comment	
Injection Volume	3		
Acq. Date-Time	3/9/2021 2:03:44 PM		

Sample Chromatogram



Name	RT	Resp.	S/N	Ratio	S/N	ISTD Resp.	Final Conc.
6-MAM	3.179	34817	76585.9	75.3	72794.5	85504	10.163 ng/ml
7-aminoclonazepam	4.305	276585	∞	74.6	11543.7	101677	105.221 ng/ml
a-hydroxyalprazolam	5.709	24818	2089.3	55.0	582.4	101677	117.150 ng/ml
alpha-PHP	4.963	1687411	154220.0	40.0	298162.2	981765	107.666 ng/ml
alpha-PVP	4.400	2164236	186946.7	52.6	24044.6	866039	103.508 ng/ml
Alprazolam	5.788	634704	399007009161 37.2	87.4	∞	211941	104.159 ng/ml
Amphetamine	3.096	2805593	92812.2	43.3	50876.7	462577	111.943 ng/ml
Benzoylcegonine	3.928	33103	91413.7	16.9	8937.5	11391	106.423 ng/ml
Buprenorphine	5.691	26299	85651.9	14.8	∞	98333	10.277 ng/ml
Bupropion	4.812	2173355	307926.3	67.2	28356.4	981765	106.650 ng/ml
Carisoprodol	5.743	426461	∞	56.3	∞	156161	105.754 ng/ml
Citalopram	5.255	1461503	47269.0	41.2	14075.3	621927	105.860 ng/ml
Clonazepam	5.636	71703	128820.3	32.3	51751.1	12237	112.357 ng/ml
Clonazolam	5.583	153306	194139.5	39.5	65487.8	211941	102.111 ng/ml
Cocaine	4.298	1556070	333924.2	45.8	108404.9	1226578	106.586 ng/ml
Codeine	2.622	194798	48731.5	90.9	6838.1	96302	113.836 ng/ml
Cyclobenzaprine	5.638	1552950	193023.9	10.2	∞	504979	105.855 ng/ml
Dextromethorphan	5.299	1105108	8911637.6	74.9	37308.5	482461	106.345 ng/ml
Dextrorphan	4.161	1571365	88366.7	45.2	∞	822826	103.958 ng/ml
Diazepam	5.960	420112	∞	86.2	∞	192383	105.246 ng/ml
Diphenhydramine	5.326	4764080	198088.1	30.1	∞	2257640	99.205 ng/ml
Doxylamine	4.558	4974153	655623.3	81.7	89984.0	1865084	106.271 ng/ml
EDDP	5.293	1972310	72616.3	43.9	∞	961783	101.656 ng/ml
Etizolam	5.828	352009	284448.2	24.7	∞	192383	111.787 ng/ml
Fentanyl	5.120	133002	∞	139.9	188376.9	614684	9.125 ng/ml
Flualprazolam	5.724	267340	∞	97.2	3094.1	211941	102.614 ng/ml
Fluoxetine	5.725	1138383	2801402.3	7.5	278103.6	430379	103.316 ng/ml
Hydrocodone	3.057	648619	∞	37.6	∞	722846	111.194 ng/ml
Hydromorphone	1.643	677050	∞	68.2	∞	14687	105.827 ng/ml
Ketamine	4.080	1450555	172037.9	39.3	11391.7	721911	106.531 ng/ml
Lamotrigine	4.321	126651	103739.3	84.4	5969.7	438061	115.483 ng/ml
Levetiracetam	2.700	669082	19056.0	219.8	33508.5	462577	108.767 ng/ml

AM #28 Multi-Drug Quant. Results

Buylee

Name	RT	Resp.	S/N	Ratio	S/N	ISTD Resp.	Final Conc.
Lorazepam	5.766	19903	∞	50.0	∞	9356	111.540 ng/ml
MDA	3.243	1402113	97332.4	25.9	73202.5	438061	112.847 ng/ml
MDMA	3.336	1479103	515595.8	95.2	88867.6	152341	105.515 ng/ml
Meprobamate	4.953	152649	∞	29.6	3614.5	52766	110.192 ng/ml
Methadone	5.673	2610981	1458303.9	53.3	44273.3	1214672	103.957 ng/ml
Methamphetamine	3.265	3194926	∞	40.3	14743.2	1280734	111.395 ng/ml
Mirtazapine	4.636	3316100	203340.6	47.6	248973.0	1214672	104.840 ng/ml
Mitragynine	5.244	626537	14782.4	31.5	22268.7	961783	97.574 ng/ml
Morphine	1.271	128193	∞	17.6	∞	14687	111.655 ng/ml
Norbuprenorphine	5.026	2377	944.4	92.3	2835.5	13574	10.440 ng/ml
Nordiazepam	5.909	84322	∞	63.0	∞	29527	109.476 ng/ml
Norfentanyl	4.121	103592	5296.1	35.6	∞	1179808	10.280 ng/ml
Norhydrocodone	3.114	73132	∞	25.2	∞	157288	100.746 ng/ml
Noroxycodone	2.960	440683	∞	42.9	∞	142801	110.738 ng/ml
O-desmethyl-tramadol	3.417	3712511	∞	6.1	35002.8	1797587	102.537 ng/ml
Oxazepam	5.768	24772	432.5	72.0	790.8	9356	105.576 ng/ml
Oxycodone	2.877	1166133	∞	29.7	∞	448606	108.944 ng/ml
Oxymorphone	1.434	690418	∞	44.4	∞	262921	111.857 ng/ml
Phentermine	3.824	584641	14001.4	8.6	∞	723688	107.618 ng/ml
Promethazine	5.565	2123708	∞	38.9	178214.6	1026938	99.925 ng/ml
Pseudoephedrine	2.629	8093119	∞	24.3	∞	3578757	97.898 ng/ml
Quetiapine	5.546	2291276	202656.3	60.8	2347199.7	313050	113.775 ng/ml
Sertraline	5.783	336046	428364.9	95.1	14634193.0	139028	104.372 ng/ml
Temazepam	5.840	249317	160376.7	30.2	405.2	108623	104.293 ng/ml
Tramadol	4.279	3435323	247503.2	3.3	∞	1547527	107.155 ng/ml
Trazodone	5.094	1695085	2258589.6	77.9	∞	757169	112.570 ng/ml
Venlafaxine	5.080	2611941	75058.1	39.7	37672.5	1535261	102.911 ng/ml
Zolpidem	4.872	3493647	174523.3	30.7	∞	1513303	99.481 ng/ml

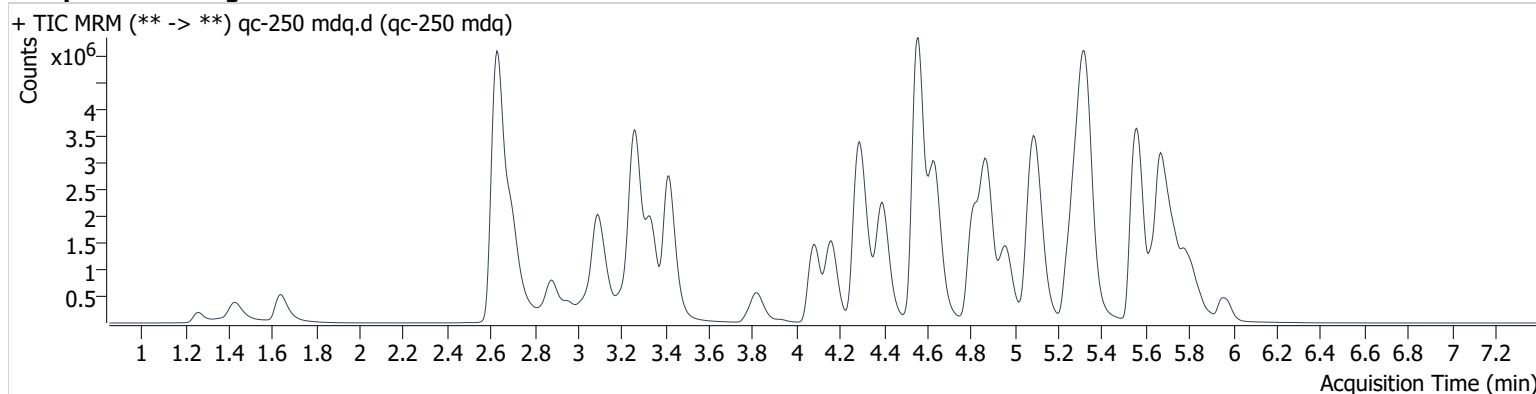
AM #28 Multi-Drug Quant. Results

B. Wylie

Batch results D:\MassHunter\Data\2021\am 27-28\030921\QuantResults\mdq2.batch.bin
Calibration Last Update 3/15/2021 7:21:30 AM

Instrument	69679	Data File	qc-250 mdq.d
Type	QC	Sample	qc-250 mdq
Acq. Method	mdqp1 1-21-21long.m	Operator	Britany Wylie
Sample Position	P2-C2	Comment	
Injection Volume	3		
Acq. Date-Time	3/9/2021 2:12:46 PM		

Sample Chromatogram



Name	RT	Resp.	S/N	Ratio	S/N	ISTD Resp.	Final Conc.
6-MAM	3.179	72509	∞	73.8	∞	75351	23.876 ng/ml
7-aminoclonazepam	4.305	447305	24507.1	76.2	4047.9	74020	234.697 ng/ml
a-hydroxyalprazolam	5.724	45283	∞	57.9	∞	74020	294.918 ng/ml
alpha-PHP	4.963	3602099	198233.8	39.1	157178.5	921921	244.905 ng/ml
alpha-PVP	4.400	4600313	273476.7	53.0	116523.0	793437	239.555 ng/ml
Alprazolam	5.788	1209483	∞	86.5	∞	170263	246.754 ng/ml
Amphetamine	3.096	5390623	87514.5	44.6	134816.8	438503	228.294 ng/ml
Benzoylcegonine	3.928	72855	126572.4	16.0	42744.5	11402	234.878 ng/ml
Buprenorphine	5.691	48598	104969.1	13.3	∞	78074	23.817 ng/ml
Bupropion	4.816	4676132	∞	66.7	66520.2	921921	244.392 ng/ml
Carisoprodol	5.748	755614	3790370.7	56.1	9345.1	119485	245.007 ng/ml
Citalopram	5.250	2770000	∞	41.9	215023.0	512409	243.790 ng/ml
Clonazepam	5.636	140116	∞	32.6	254860.1	10374	261.212 ng/ml
Clonazepam	5.588	291309	258842.7	40.1	∞	170263	241.536 ng/ml
Cocaine	4.298	3119232	165679.4	45.6	90713.8	1075864	243.712 ng/ml
Codeine	2.622	340716	21965.5	93.0	155562532 306363.0	81600	236.673 ng/ml
Cyclobenzaprine	5.638	3215716	98446.9	10.1	466705.8	450697	245.488 ng/ml
Dextromethorphan	5.299	2166138	197194.4	73.7	59290.6	411559	244.386 ng/ml
Dextrorphan	4.161	3359043	118628.4	44.2	193497.0	743664	245.493 ng/ml
Diazepam	5.960	873956	∞	86.6	∞	174882	240.851 ng/ml
Diphenhydramine	5.331	9500094	18221833.0	29.6	168913.6	1902927	233.606 ng/ml
Doxylamine	4.558	11386195	∞	81.0	961821838 942528.0	1763731	257.890 ng/ml
EDDP	5.288	4420540	98937.6	43.2	3611032.9	912314	239.548 ng/ml
Etizolam	5.833	686371	∞	25.5	∞	174882	240.664 ng/ml
Fentanyl	5.120	299922	∞	137.6	∞	571231	21.849 ng/ml
Flualprazolam	5.724	492703	2401.4	96.2	3083.5	170263	235.241 ng/ml
Fluoxetine	5.730	2311886	4425284.3	7.3	∞	373356	241.990 ng/ml
Hydrocodone	3.062	1405270	∞	37.3	∞	677329	258.463 ng/ml
Hydromorphone	1.638	1396011	∞	72.6	∞	13815	232.849 ng/ml
Ketamine	4.080	3124860	430988.7	38.7	∞	674401	246.348 ng/ml
Lamotrigine	4.326	214067	144107.7	87.6	311693.6	362807	236.035 ng/ml
Levetiracetam	2.700	1446793	242500.2	219.8	205954.0	438503	246.657 ng/ml

qc-250 mdq

Generated at 7:23 AM on 3/15/2021

AM #28 Multi-Drug Quant. Results

BWylee

Name	RT	Resp.	S/N	Ratio	S/N	ISTD Resp.	Final Conc.
Lorazepam	5.761	39810	∞	49.2	∞	8196	256.129 ng/ml
MDA	3.238	2515492	110807.4	25.9	97251.5	362807	245.638 ng/ml
MDMA	3.336	3045878	184022.3	96.0	264291.8	136972	241.199 ng/ml
Meprobamate	4.953	295773	1573398.2	30.5	6160.7	47717	237.217 ng/ml
Methadone	5.673	5736112	212255.8	51.7	64657.6	1123703	246.423 ng/ml
Methamphetamine	3.267	6453962	∞	40.6	∞	1266233	231.160 ng/ml
Mirtazapine	4.635	7144767	973171.2	47.2	328233.5	1123703	244.168 ng/ml
Mitragynine	5.244	1256089	106058.2	32.7	9308.0	912314	209.760 ng/ml
Morphine	1.261	257970	∞	16.9	∞	13815	240.931 ng/ml
Norbuprenorphine	5.026	4897	6495.0	87.3	176.0	12219	23.946 ng/ml
Nordiazepam	5.909	175388	∞	62.8	∞	27092	248.794 ng/ml
Norfentanyl	4.121	217835	57180.6	35.1	320812.1	1058376	24.052 ng/ml
Norhydrocodone	3.114	151958	∞	26.8	∞	140202	233.811 ng/ml
Noroxycodone	2.960	903627	∞	43.6	∞	132178	246.208 ng/ml
O-desmethyl-tramadol	3.419	8022286	407045.0	6.0	146985.3	1682868	236.435 ng/ml
Oxazepam	5.773	54055	10781.1	69.5	∞	8196	258.615 ng/ml
Oxycodone	2.877	2580486	∞	28.8	∞	432297	250.665 ng/ml
Oxymorphone	1.429	1400740	∞	44.0	∞	233396	257.000 ng/ml
Phentermine	3.824	1213863	∞	8.0	16711.3	690761	234.634 ng/ml
Promethazine	5.565	4839667	∞	37.7	198428.0	989122	235.431 ng/ml
Pseudoephedrine	2.629	16502839	∞	23.9	∞	3086107	229.964 ng/ml
Quetiapine	5.541	4480803	4112179.7	61.9	∞	282520	247.529 ng/ml
Sertraline	5.788	677750	1404874.3	96.7	∞	121849	240.126 ng/ml
Temazepam	5.840	480144	29796.3	31.3	4239.9	92697	234.632 ng/ml
Tramadol	4.279	7017122	1944079.8	3.4	5253.4	1419582	239.208 ng/ml
Trazodone	5.099	3477974	334856.6	77.1	∞	692085	253.680 ng/ml
Venlafaxine	5.075	5753923	234898.5	38.4	42592.6	1399566	247.851 ng/ml
Zolpidem	4.873	7767236	506979.1	29.8	152542.3	1411621	236.272 ng/ml

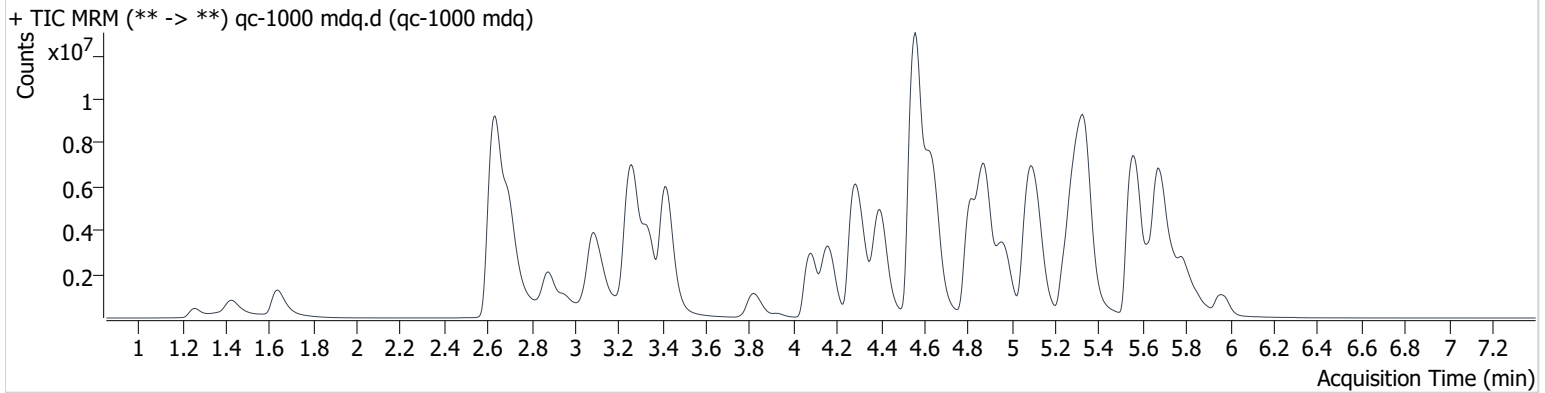
AM #28 Multi-Drug Quant. Results

B. Wylie

Batch results D:\MassHunter\Data\2021\am 27-28\030921\QuantResults\mdq2.batch.bin
Calibration Last Update 3/15/2021 7:21:30 AM

Instrument	69679	Data File	qc-1000 mdq.d
Type	QC	Sample	qc-1000 mdq
Acq. Method	mdqp1 1-21-21long.m	Operator	Britany Wylie
Sample Position	P2-D2	Comment	
Injection Volume	3		
Acq. Date-Time	3/9/2021 2:21:49 PM		

Sample Chromatogram



Name	RT	Resp.	S/N	Ratio	S/N	ISTD Resp.	Final Conc.
6-MAM	3.179	189960	119809.0	74.8	1087691.3	46817	100.343 ng/ml
7-aminoclonazepam	4.315	597571	571386230783 92.1	77.6	10744.2	25021	929.844 ng/ml
a-hydroxyalprazolam	5.724	94797	1569.1	55.0	∞	25021	1830.931 ng/ml *
alpha-PHP	4.963	9559663	228755.4	38.6	∞	617074	971.402 ng/ml
alpha-PVP	4.400	12356684	428792.4	52.4	946333.1	499919	1019.782 ng/ml
Alprazolam	5.788	2495852	∞	87.6	10391.1	86009	1007.289 ng/ml
Amphetamine	3.091	10922302	254729.9	45.4	149567.1	296848	686.011 ng/ml *
Benzoylcegonine	3.928	268862	490420.2	16.2	∞	10285	963.197 ng/ml
Buprenorphine	5.691	79926	∞	14.2	19511.3	31650	96.393 ng/ml
Bupropion	4.812	12794898	∞	63.5	593989.2	617074	999.138 ng/ml
Carisoprodol	5.748	1236958	2266305.8	57.7	27393.1	49579	966.867 ng/ml
Citalopram	5.250	5255887	217760.4	42.4	∞	241766	981.030 ng/ml
Clonazepam	5.636	268864	∞	32.6	206057.7	5152	1014.113 ng/ml
Clonazolam	5.593	574683	47610.1	39.3	∞	86009	943.292 ng/ml
Cocaine	4.298	6974797	2028922.9	45.0	∞	588165	997.123 ng/ml
Codeine	2.617	677365	∞	92.5	∞	48191	800.477 ng/ml *
Cyclobenzaprine	5.633	6822503	381208.0	9.8	29536.1	234751	999.685 ng/ml
Dextromethorphan	5.304	4222092	307854.5	73.6	3591495.7	196283	998.839 ng/ml
Dextrorphan	4.161	8876197	361243.7	43.5	1353789.9	478922	1006.423 ng/ml
Diazepam	5.965	2252815	∞	86.7	∞	107361	1011.302 ng/ml
Diphenhydramine	5.341	20377177	593740.4	29.3	∞	958773	991.894 ng/ml
Doxylamine	4.558	30957569	5125910.9	86.9	1780977.5	1247641	992.504 ng/ml
EDDP	5.293	13255562	∞	42.5	∞	656371	996.901 ng/ml
Etizolam	5.838	1624242	∞	23.9	19801.7	107361	929.885 ng/ml
Fentanyl	5.130	825761	5437113.9	141.7	∞	341774	99.803 ng/ml
Flualprazolam	5.729	999785	14952.5	94.5	17856.7	86009	944.570 ng/ml
Fluoxetine	5.735	3997629	452821.9	7.5	199927.8	159574	979.317 ng/ml
Hydrocodone	3.057	3888193	∞	36.7	∞	491984	987.466 ng/ml
Hydromorphone	1.638	3777551	∞	72.6	∞	8785	993.208 ng/ml
Ketamine	4.079	8263378	∞	38.2	91281.5	455422	966.199 ng/ml
Lamotrigine	4.326	317233	24719.7	88.3	∞	187634	676.989 ng/ml *
Levetiracetam	2.700	4078032	487801.4	221.4	745374.3	296848	1023.438 ng/ml

AM #28 Multi-Drug Quant. Results

BWylee

Name	RT	Resp.	S/N	Ratio	S/N	ISTD Resp.	Final Conc.
Lorazepam	5.766	116462	∞	52.9	86180.2	6185	996.217 ng/ml
MDA	3.228	4395229	129868.0	26.1	487551.1	187634	832.312 ng/ml
MDMA	3.336	7384696	676092.7	93.4	370806.9	76392	1047.314 ng/ml
Meprobamate	4.948	616032	1832941.0	29.2	10261.0	26322	898.377 ng/ml
Methadone	5.673	15507681	5720644.7	49.1	116311.8	712251	1049.993 ng/ml
Methamphetamine	3.264	15141030	∞	38.7	∞	985160	703.898 ng/ml *
Mirtazapine	4.636	19017185	1197992.5	46.3	961136.7	712251	1025.325 ng/ml
Mitragynine	5.238	3111657	90671.3	32.9	1334830.9	656371	730.011 ng/ml *
Morphine	1.261	687332	∞	17.5	∞	8785	1015.227 ng/ml
Norbuprenorphine	5.026	12922	436.5	100.1	179810.7	8816	87.685 ng/ml
Nordiazepam	5.909	465787	∞	61.3	∞	17765	1009.119 ng/ml
Norfentanyl	4.116	494811	43045.7	35.6	252724.6	579116	99.742 ng/ml
Norhydrocodone	3.114	365025	∞	29.8	∞	73798	1064.246 ng/ml
Noroxycodone	2.954	2344278	∞	43.0	∞	82327	1027.821 ng/ml
O-desmethyl-tramadol	3.417	22428018	∞	5.8	455002.9	1128057	985.526 ng/ml
Oxazepam	5.773	159252	∞	73.8	∞	6185	1001.175 ng/ml
Oxycodone	2.877	7811447	∞	28.7	∞	325696	1008.294 ng/ml
Oxymorphone	1.424	3489792	∞	44.4	∞	153334	977.548 ng/ml
Phentermine	3.818	3054314	∞	7.4	39901.5	496976	821.741 ng/ml *
Promethazine	5.570	13270852	291209.3	35.4	453921.9	631044	1009.505 ng/ml
Pseudoephedrine	2.635	38173852	∞	23.1	∞	1657893	986.491 ng/ml
Quetiapine	5.536	9438717	∞	60.2	∞	174545	846.007 ng/ml
Sertraline	5.783	1282765	4101303.3	95.5	1649974.5	57293	966.443 ng/ml
Temazepam	5.851	1055977	12436467.3	30.8	12529.1	46299	1031.194 ng/ml
Tramadol	4.274	16898011	258776.8	3.3	62656.7	821957	996.413 ng/ml
Trazodone	5.109	7679108	3261637.3	78.0	1912630.4	435153	892.813 ng/ml
Venlafaxine	5.075	15604320	651246.0	37.8	169000.8	870610	1078.561 ng/ml
Zolpidem	4.872	21112596	8390365.4	29.7	205232.9	930411	972.510 ng/ml

* OCR- Outside curve range

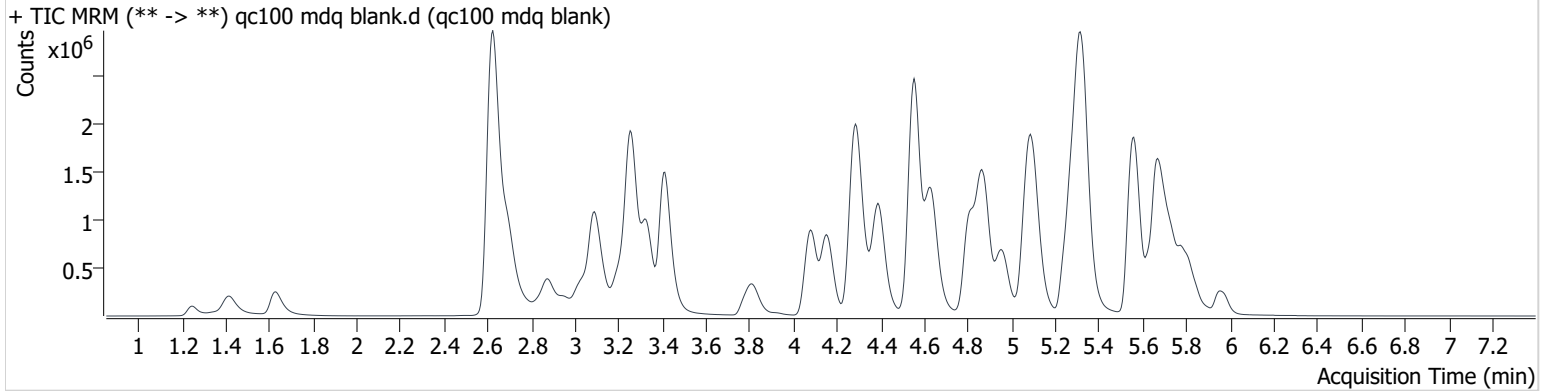
AM #28 Multi-Drug Quant. Results

B. Wylie

Batch results D:\MassHunter\Data\2021\am 27-28\030921\QuantResults\mdq2.batch.bin
Calibration Last Update 3/15/2021 7:21:30 AM

Instrument	69679	Data File	qc100 mdq blank.d
Type	QC	Sample	qc100 mdq blank
Acq. Method	mdqp1 1-21-21long.m	Operator	Britany Wylie <i>BW</i>
Sample Position	P2-B2	Comment	3/15/21
Injection Volume	3		
Acq. Date-Time	3/9/2021 6:24:21 PM		
Sample Info.			

Sample Chromatogram



Name	RT	Resp.	S/N	Ratio	S/N	ISTD Resp.	Final Conc.
6-MAM	3.174	32801	73578.0	75.2	497975.8	81876	10.000 ng/ml
7-aminoclonazepam	4.299	263211	13126.3	75.2	8380.8	96077	105.974 ng/ml
a-hydroxyalprazolam	5.719	23945	∞	57.3	∞	96077	119.635 ng/ml
alpha-PHP	4.958	1613624	130965.5	39.3	17282.6	934418	108.176 ng/ml
alpha-PVP	4.394	2060778	117846.0	52.2	50906.0	826338	103.296 ng/ml
Alprazolam	5.788	615842	3609.1	88.3	∞	202484	105.781 ng/ml
Amphetamine	3.091	2770084	50762.4	43.3	40592.1	448388	114.049 ng/ml
Benzoylcegonine	3.923	31048	150463.9	16.2	5817.7	10971	103.620 ng/ml
Buprenorphine	5.691	26042	27668.1	15.6	164111.5	91796	10.896 ng/ml
Bupropion	4.812	2075917	2274154.2	67.1	43507.5	934418	107.031 ng/ml
Carisoprodol	5.748	419053	2685620.1	55.9	10533.7	153855	105.475 ng/ml
Citalopram	5.255	1358368	136721.8	42.0	∞	596398	102.595 ng/ml
Clonazepam	5.636	70727	41678.3	32.1	117298.5	11783	115.139 ng/ml
Clonazepam	5.588	152980	349907.3	37.4	1666336.1	202484	106.654 ng/ml
Cocaine	4.293	1476754	∞	46.1	3942131.9	1153350	107.577 ng/ml
Codeine	2.617	180420	∞	92.3	∞	90167	112.590 ng/ml
Cyclobenzaprine	5.643	1421429	1645025.1	10.1	14379.1	453801	107.816 ng/ml
Dextromethorphan	5.299	1052822	3555272.8	74.0	28567.3	458760	106.547 ng/ml
Dextrophan	4.156	1486785	2369247.5	45.2	2809290.4	774022	104.563 ng/ml
Diazepam	5.960	416583	∞	85.5	2651.4	190361	105.470 ng/ml
Diphenhydramine	5.326	4546710	∞	29.9	102600.5	2157297	99.083 ng/ml
Doxylamine	4.557	4757263	54543.3	81.0	754247.1	1744347	108.683 ng/ml
EDDP	5.288	1896910	204985.2	42.8	∞	921553	102.036 ng/ml
Etizolam	5.833	331613	∞	24.6	51266.2	190361	106.392 ng/ml
Fentanyl	5.115	131536	279899.7	134.4	428948.3	585062	9.473 ng/ml
Flualprazolam	5.724	257954	2843.5	95.7	∞	202484	103.635 ng/ml
Fluoxetine	5.730	990614	∞	7.7	∞	383858	100.798 ng/ml
Hydrocodone	3.057	619510	∞	37.4	∞	676273	113.539 ng/ml
Hydromorphone	1.628	623516	∞	72.5	∞	14130	101.265 ng/ml
Ketamine	4.074	1383487	3555816.5	39.2	33403.3	693990	105.690 ng/ml
Lamotrigine	4.321	119059	145131.1	87.0	335311.1	427870	111.133 ng/ml
Levetiracetam	2.700	646864	39918.7	221.2	∞	448388	108.486 ng/ml
Lorazepam	5.766	19416	∞	49.1	168.0	8850	115.060 ng/ml

AM #28 Multi-Drug Quant. Results

BWylee

Name	RT	Resp.	S/N	Ratio	S/N	ISTD Resp.	Final Conc.
MDA	3.238	1371637	85122.7	25.7	334534.7	427870	113.025 ng/ml
MDMA	3.330	1429630	∞	96.1	2916358.7	147430	105.383 ng/ml
Meprobamate	4.953	152601	∞	29.6	1100256.4	51635	112.591 ng/ml
Methadone	5.678	2444302	82258.9	53.4	29428.7	1150838	102.723 ng/ml
Methamphetamine	3.260	3100467	328598.0	40.5	8638.9	1239339	111.722 ng/ml
Mirtazapine	4.631	3078093	8412244.8	48.0	9287331.4	1150838	102.713 ng/ml
Mitragynine	5.244	573490	8008.4	31.9	99012.3	921553	93.069 ng/ml
Morphine	1.246	123832	∞	16.5	7290.1	14130	112.111 ng/ml
Norbuprenorphine	5.026	2236	1392.4	96.0	1815.4	13193	10.102 ng/ml
Nordiazepam	5.909	80769	∞	62.9	∞	28162	109.946 ng/ml
Norfentanyl	4.116	100766	9105.5	34.7	∞	1137192	10.374 ng/ml
Norhydrocodone	3.109	67090	∞	25.6	∞	149789	97.080 ng/ml
Noroxycodone	2.954	414099	∞	42.6	∞	135627	109.555 ng/ml
O-desmethyl-tramadol	3.411	3504695	361551.1	6.0	58026.7	1698060	102.471 ng/ml
Oxazepam	5.773	24342	1050.2	67.7	∞	8850	109.551 ng/ml
Oxycodone	2.872	1097263	∞	29.3	∞	423591	108.562 ng/ml
Oxymorphone	1.414	628822	∞	44.8	∞	240118	111.550 ng/ml
Phentermine	3.818	557244	10557.9	8.5	5099.4	693354	107.060 ng/ml
Promethazine	5.565	1928476	5179029.1	39.0	209646.6	950452	98.054 ng/ml
Pseudoephedrine	2.624	7847048	54056.3	24.1	∞	3456914	98.263 ng/ml
Quetiapine	5.546	2170333	2046752.2	60.8	4367758.7	288334	117.031 ng/ml
Sertraline	5.788	274386	522669.9	94.0	534827.2	114203	103.747 ng/ml
Temazepam	5.840	238716	116255.1	31.1	2492.0	103926	104.370 ng/ml
Tramadol	4.279	3253108	∞	3.5	∞	1474229	106.513 ng/ml
Trazodone	5.099	1616327	∞	77.5	∞	714835	113.705 ng/ml
Venlafaxine	5.075	2482324	278778.7	39.3	85471.6	1485016	101.123 ng/ml
Zolpidem	4.872	3334137	5576175.0	30.5	∞	1417613	101.336 ng/ml

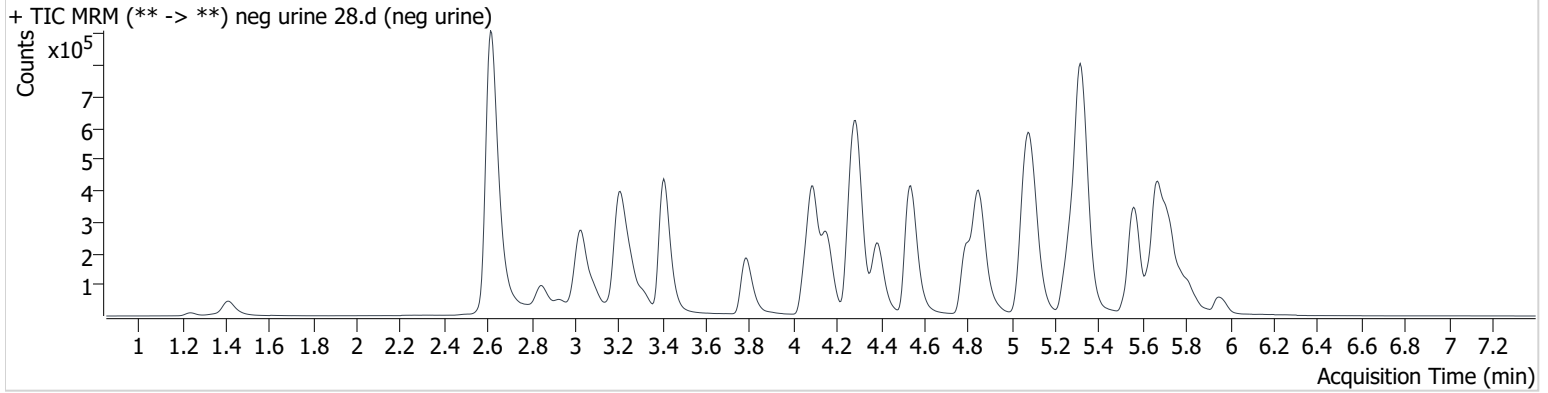
AM #28 Multi-Drug Quant. Results

B. Wylie

Batch results D:\MassHunter\Data\2021\am 27-28\030921\QuantResults\mdq2.batch.bin
Calibration Last Update 3/15/2021 7:21:30 AM

Instrument	69679	Data File	neg urine 28.d
Type	Sample	Sample	neg urine
Acq. Method	mdqp1 1-21-21long.m	Operator	Britany Wylie
Sample Position	P2-E3	Comment	
Injection Volume	3		
Acq. Date-Time	3/9/2021 5:03:27 PM		

Sample Chromatogram



Name	RT	Resp.	S/N	Ratio	S/N	ISTD Resp.	Final Conc.
Methamphetamine	3.265	148409	2291.2			1185591	2.350 ng/ml

<32

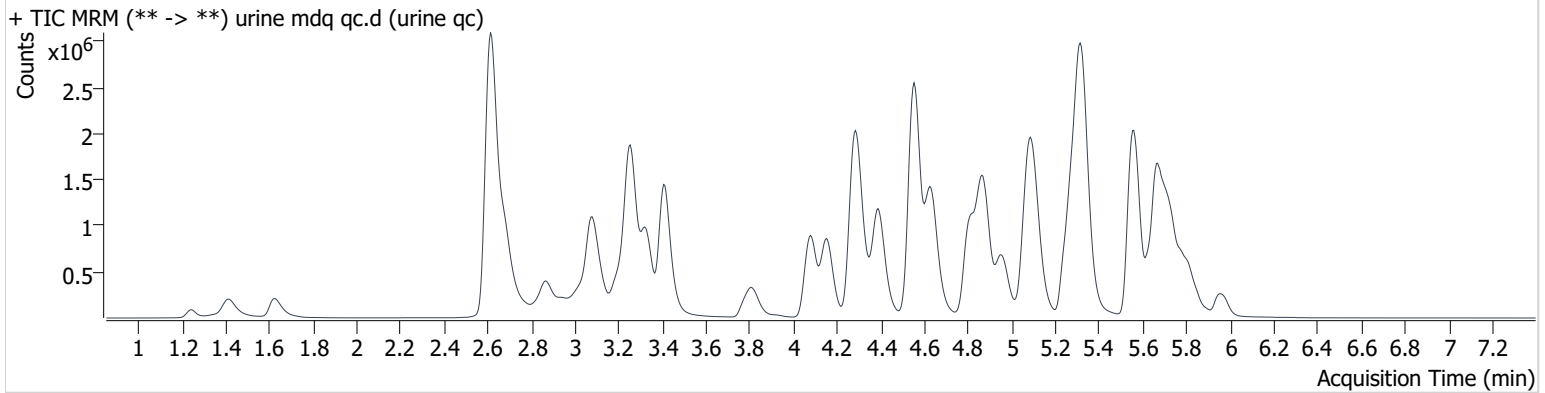
AM #28 Multi-Drug Quant. Results

B. Wylie

Batch results D:\MassHunter\Data\2021\am 27-28\030921\QuantResults\mdq2.batch.bin
Calibration Last Update 3/15/2021 7:21:30 AM

Instrument	69679	Data File	urine mdq qc.d
Type	Sample	Sample	urine qc
Acq. Method	mdqp1 1-21-21long.m	Operator	Britany Wylie
Sample Position	P2-E2	Comment	
Injection Volume	3		
Acq. Date-Time	3/9/2021 5:21:25 PM		

Sample Chromatogram



Name	RT	Resp.	S/N	Ratio	S/N	ISTD Resp.	Final Conc.
6-MAM	3.174	31188	161147.4	77.3	474600.6	77162	10.088 ng/ml
7-aminoclonazepam	4.299	285355	90483.7	74.7	8717.5	105706	104.413 ng/ml
a-hydroxyalprazolam	5.719	24152	∞	57.1	∞	105706	109.604 ng/ml
alpha-PHP	4.958	1566349	89299.5	39.3	73021.9	943385	104.004 ng/ml
alpha-PVP	4.394	2049579	389252.3	53.0	251821.2	828605	102.458 ng/ml
Alprazolam	5.788	487374	∞	88.9	∞	157581	107.565 ng/ml
Amphetamine	3.081	2723416	∞	44.4	∞	460052	109.228 ng/ml
Benzoylcegonine	3.928	29781	803477.9	16.1	7840.5	10710	101.806 ng/ml
Buprenorphine	5.691	25670	24327.6	16.8	37904.0	91669	10.757 ng/ml
Bupropion	4.812	2095831	249582.4	66.9	26442.5	943385	107.030 ng/ml
Carisoprodol	5.743	354308	∞	56.5	13168.1	131014	104.726 ng/ml
Citalopram	5.255	1382910	53624.4	41.5	3035243.0	600038	103.818 ng/ml
Clonazepam	5.631	54562	394176.2	33.8	42327.4	9745	107.282 ng/ml
Clonazepam	5.578	42946	49404.9	38.1	11351.4	157581	38.468 ng/ml
Cocaine	4.293	1436522	851093.6	46.5	427642.3	1154357	104.552 ng/ml
Codeine	2.607	186524	∞	89.8	∞	96201	109.050 ng/ml
Cyclobenzaprine	5.638	1559424	3414376.6	10.1	160858.6	512612	104.715 ng/ml
Dextromethorphan	5.299	1106196	742254.6	74.3	∞	489288	104.964 ng/ml
Dextrophan	4.156	1501993	514158.2	44.9	615065.3	777062	105.217 ng/ml
Diazepam	5.960	417211	∞	86.5	∞	186531	107.798 ng/ml
Diphenhydramine	5.326	4571352	153354.0	30.4	∞	2176567	98.741 ng/ml
Doxylamine	4.558	4964750	∞	79.1	∞	1829064	108.167 ng/ml
EDDP	5.288	1685852	∞	43.5	1322688.9	804488	103.871 ng/ml
Etizolam	5.828	282024	12333.6	25.7	136826.6	186531	92.238 ng/ml
Fentanyl	5.120	149003	220693.9	130.8	∞	655648	9.573 ng/ml
Flualprazolam	5.724	245288	8036.5	93.7	11196.0	157581	126.598 ng/ml
Fluoxetine	5.725	1601656	1922870.4	7.2	162523.2	586043	106.753 ng/ml
Hydrocodone	3.052	626504	∞	36.3	∞	685549	113.265 ng/ml
Hydromorphone	1.623	525739	∞	71.7	∞	11490	105.037 ng/ml
Ketamine	4.074	1388754	160153.4	39.3	8173.7	687971	107.027 ng/ml
Lamotrigine	4.316	115792	12140.4	88.6	∞	415043	111.425 ng/ml
Levetiracetam	2.685	597343	21232.9	220.5	890194.5	460052	97.754 ng/ml
Lorazepam	5.771	19411	∞	52.0	∞	9457	107.586 ng/ml

AM #28 Multi-Drug Quant. Results

BWylee

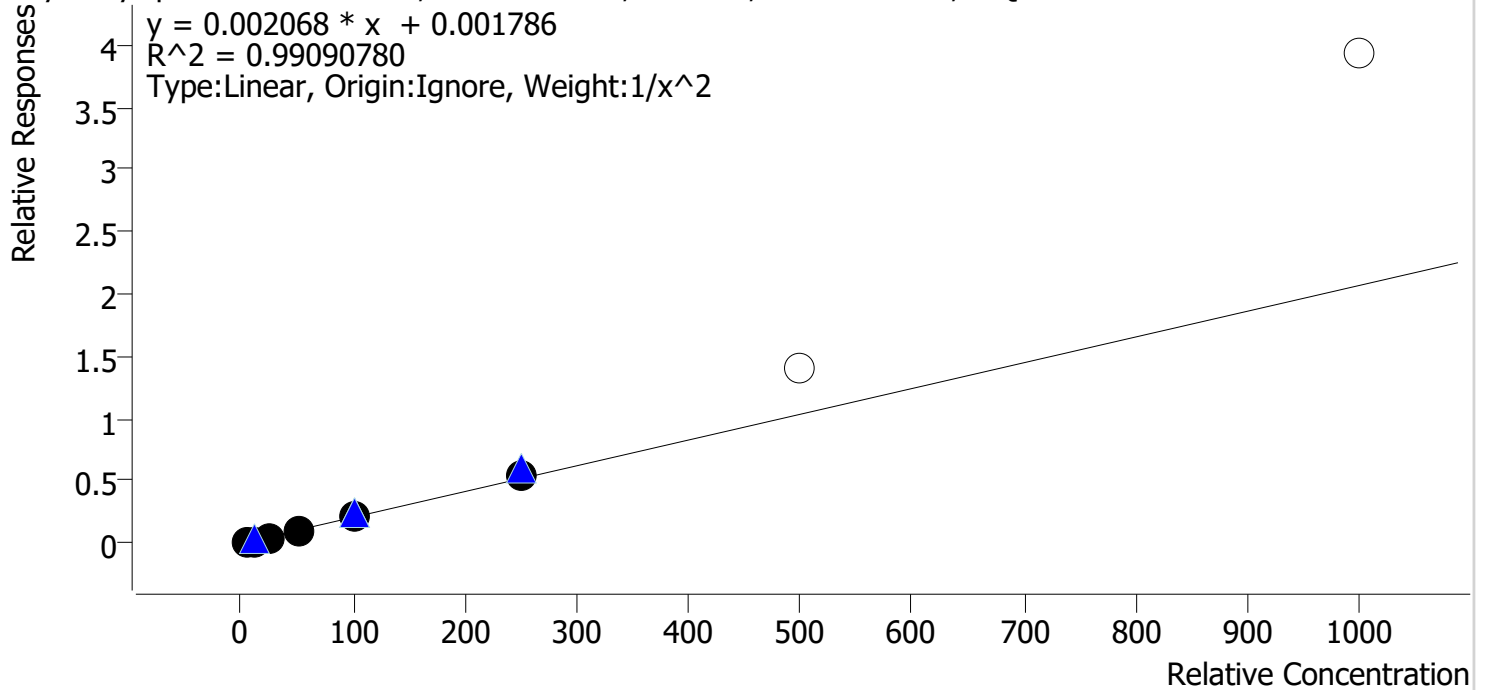
Name	RT	Resp.	S/N	Ratio	S/N	ISTD Resp.	Final Conc.
MDA	3.233	1331179	∞	25.9	∞	415043	113.082 ng/ml
MDMA	3.330	1400214	∞	94.0	925078.9	145709	104.437 ng/ml
Meprobamate	4.948	148535	688370.2	29.3	489941.4	50390	112.297 ng/ml
Methadone	5.678	2450077	107113.0	53.8	1609651.2	1152870	102.784 ng/ml
Methamphetamine	3.260	3068988	74314.6	40.3	∞	1212299	113.095 ng/ml
Mirtazapine	4.631	3266314	1540242.1	47.4	5624319.7	1152870	108.801 ng/ml
Mitragynine	5.244	654566	36315.1	31.8	19613.6	804488	122.661 ng/ml
Morphine	1.246	96629	∞	17.7	76483.8	11490	107.517 ng/ml
Norbuprenorphine	5.026	2423	2710.0	102.4	3388.0	15267	9.461 ng/ml
Nordiazepam	5.909	75337	∞	61.7	∞	27076	106.651 ng/ml
Norfentanyl	4.116	94839	4916.0	35.8	∞	1089951	10.188 ng/ml
Norhydrocodone	3.104	67838	∞	24.1	∞	148995	98.672 ng/ml
Noroxycodone	2.949	441164	∞	43.7	∞	141897	111.571 ng/ml
O-desmethyl-tramadol	3.411	3343938	537952.8	6.2	61949.0	1609169	103.170 ng/ml
Oxazepam	5.773	27380	352.2	62.1	110.4	9457	115.174 ng/ml
Oxycodone	2.867	1157233	∞	29.5	∞	439075	110.465 ng/ml
Oxymorphone	1.414	606077	∞	44.5	∞	227695	113.398 ng/ml
Phentermine	3.818	558945	∞	8.6	23168.2	676104	110.140 ng/ml
Promethazine	5.565	2357490	2052119.3	38.6	∞	1107494	102.835 ng/ml
Pseudoephedrine	2.619	7912033	∞	24.1	∞	3489714	98.147 ng/ml
Quetiapine	5.546	2165462	17280650.1	60.8	1736264.6	296707	113.448 ng/ml
Sertraline	5.783	418502	1000234.8	93.9	∞	175965	102.698 ng/ml
Temazepam	5.845	279478	5621.9	31.8	1337.5	118629	107.033 ng/ml
Tramadol	4.279	3326987	216593.9	3.4	4759.1	1467477	109.447 ng/ml
Trazodone	5.099	1725095	9509418.6	78.5	4783102.5	779166	111.320 ng/ml
Venlafaxine	5.075	2467011	1673628.3	39.7	11733.7	1482665	100.662 ng/ml
Zolpidem	4.872	3355350	336401.2	30.3	554220.8	1456919	99.242 ng/ml

Compound Calibration Report

Byylee

Batch results D:\MassHunter\Data\2021\am 27-28\030921\QuantResults\mdq2.batch.bin
Last Cal. Update 3/15/2021 7:21 AM
Analyst Name ISP\datastor
Analyte a-hydroxyalprazolam **Internal Standard** **7-Aminoclonazepam-D4**

a-hydroxyalprazolam - 8 Levels, 6 Levels Used, 8 Points, 6 Points Used, 5 QCs



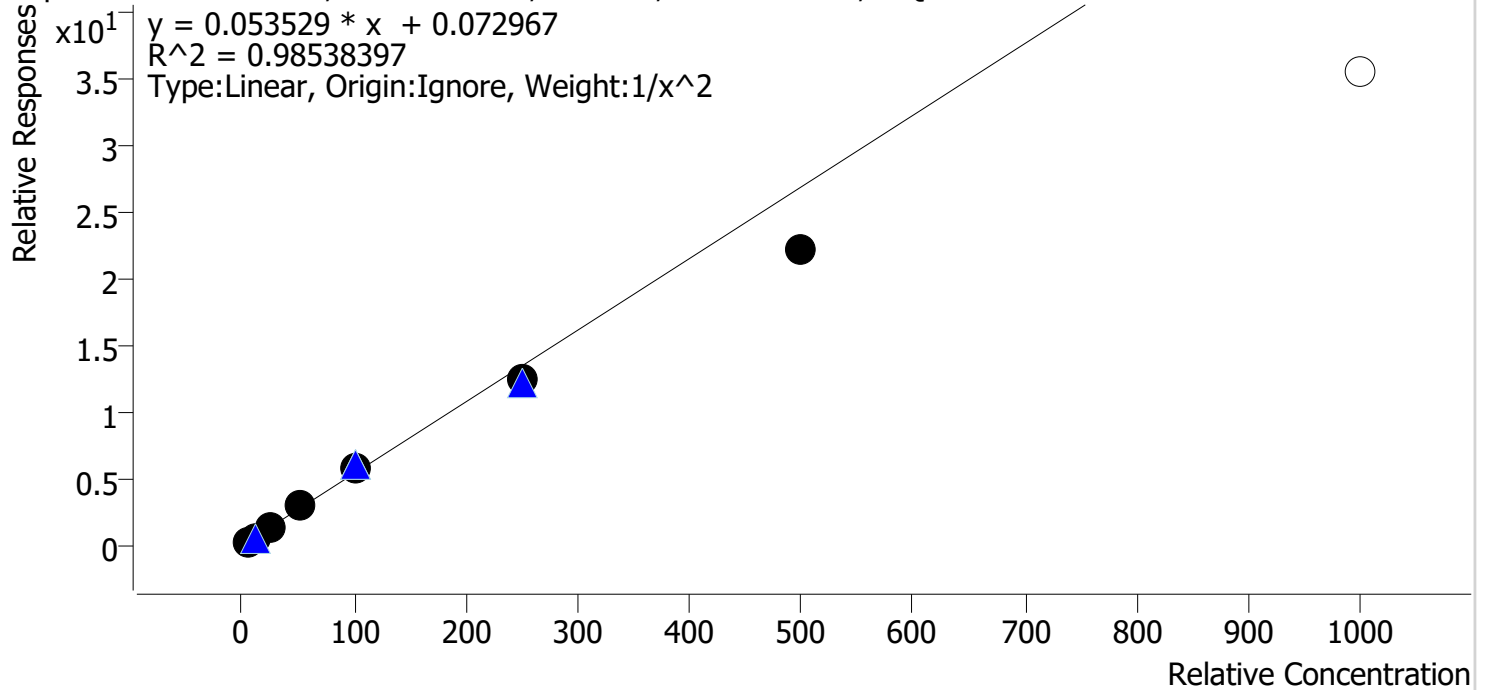
Sample	Level	Enabled	Expected Concentration	Final Concentration	Accuracy
cal 1 mdq	1	✓	5.0	5.2	104.5
cal 2 mdq	2	✓	10.0	9.5	95.0
cal 3 mdq	3	✓	25.0	21.6	86.5
cal 4 mdq	4	✓	50.0	51.8	103.5
cal 5 mdq	5	✓	100.0	102.9	102.9
cal 6 mdq	6	✓	250.0	268.8	107.5
cal 7 mdq	7	✗	500.0	673.6	134.7
cal 8 mdq	8	✗	1000.0	1900.4	190.0

Compound Calibration Report

Byylee

Batch results D:\MassHunter\Data\2021\am 27-28\030921\QuantResults\mdq2.batch.bin
Last Cal. Update 3/15/2021 7:21 AM
Analyst Name ISP\datastor
Analyte Amphetamine **Internal Standard** Amphetamine-D11

Amphetamine - 8 Levels, 7 Levels Used, 8 Points, 7 Points Used, 5 QCs



Sample	Level	Enabled	Expected Concentration	Final Concentration	Accuracy
cal 1 mdq	1	✓	5.0	4.7	94.9
cal 2 mdq	2	✓	10.0	10.5	105.4
cal 3 mdq	3	✓	25.0	26.5	105.9
cal 4 mdq	4	✓	50.0	56.0	111.9
cal 5 mdq	5	✓	100.0	106.6	106.6
cal 6 mdq	6	✓	250.0	232.0	92.8
cal 7 mdq	7	✓	500.0	412.3	82.5
cal 8 mdq	8	✗	1000.0	662.6	66.3

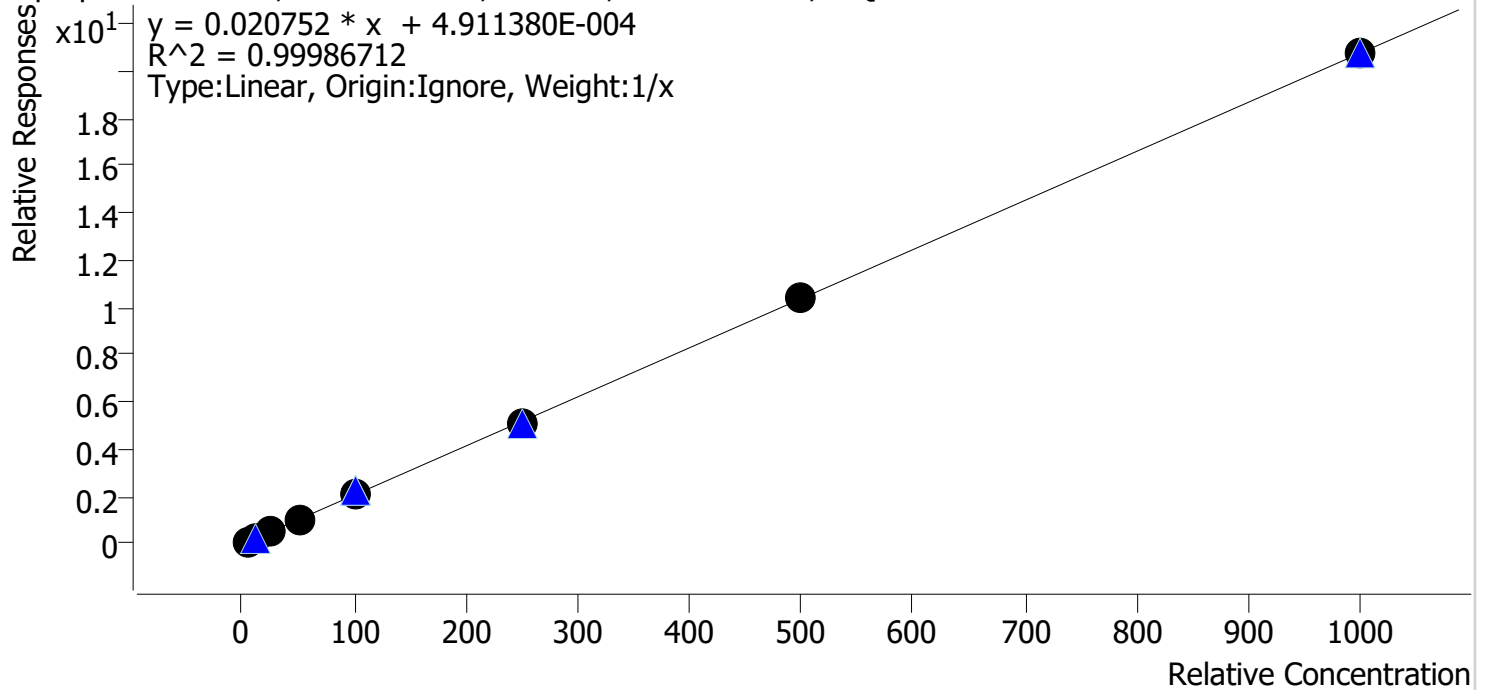
Compound Calibration Report

Byylee

Batch results D:\MassHunter\Data\2021\am 27-28\030921\QuantResults\mdq2.batch.bin
Last Cal. Update 3/15/2021 7:21 AM
Analyst Name ISP\datastor
Analyte Bupropion

Internal Standard Bupropion-D9

Bupropion - 8 Levels, 8 Levels Used, 8 Points, 8 Points Used, 5 QCs



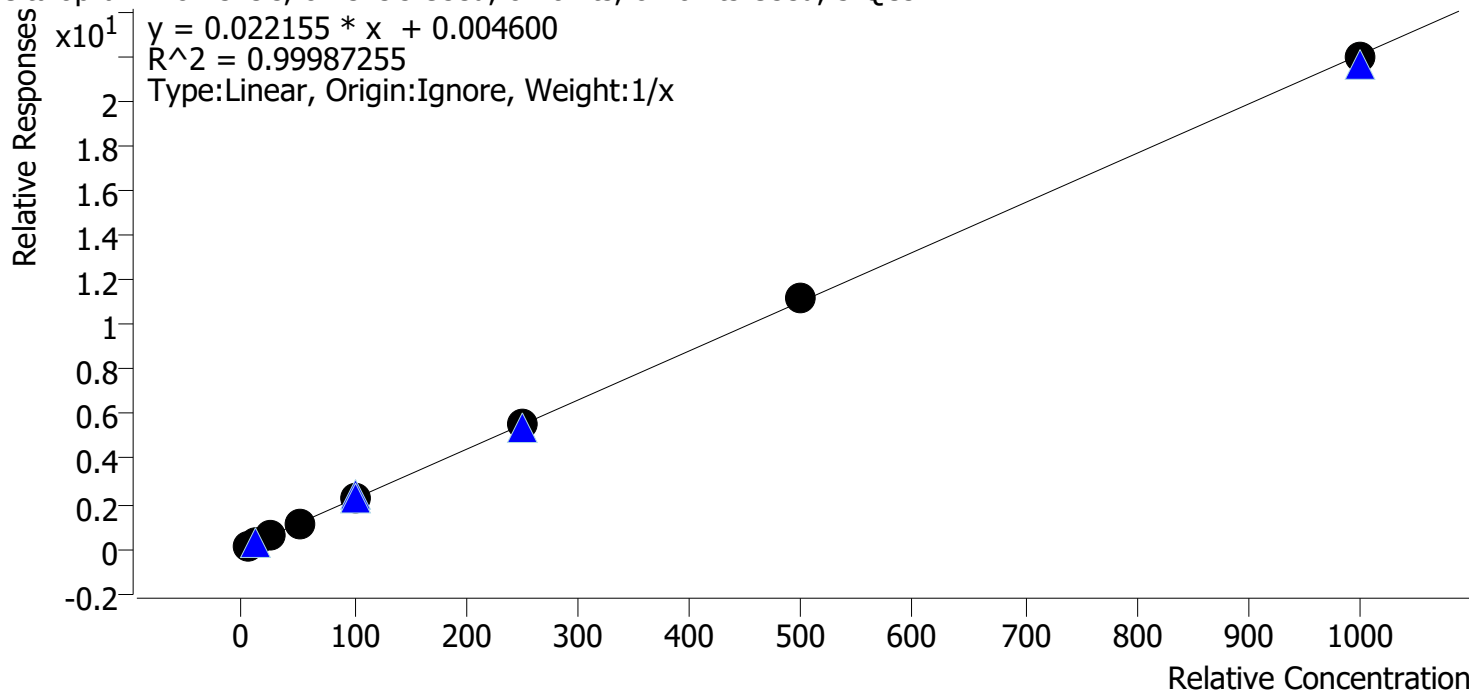
Sample	Level	Enabled	Expected Concentration	Final Concentration	Accuracy
cal 1 mdq	1	✓	5.0	5.0	99.8
cal 2 mdq	2	✓	10.0	10.0	100.3
cal 3 mdq	3	✓	25.0	23.7	94.9
cal 4 mdq	4	✓	50.0	52.2	104.5
cal 5 mdq	5	✓	100.0	101.0	101.0
cal 6 mdq	6	✓	250.0	247.6	99.0
cal 7 mdq	7	✓	500.0	503.6	100.7
cal 8 mdq	8	✓	1000.0	996.8	99.7

Compound Calibration Report

Boyle

Batch results D:\MassHunter\Data\2021\am 27-28\030921\QuantResults\mdq2.batch.bin
Last Cal. Update 3/15/2021 7:21 AM
Analyst Name ISP\datastor
Analyte Citalopram **Internal Standard** Citalopram-D6

Citalopram - 8 Levels, 8 Levels Used, 8 Points, 8 Points Used, 5 QCs



Sample	Level	Enabled	Expected Concentration	Final Concentration	Accuracy
cal 1 mdq	1	✓	5.0	5.0	100.2
cal 2 mdq	2	✓	10.0	9.8	98.0
cal 3 mdq	3	✓	25.0	24.1	96.6
cal 4 mdq	4	✓	50.0	52.1	104.1
cal 5 mdq	5	✓	100.0	101.3	101.3
cal 6 mdq	6	✓	250.0	248.5	99.4
cal 7 mdq	7	✓	500.0	504.9	101.0
cal 8 mdq	8	✓	1000.0	994.2	99.4

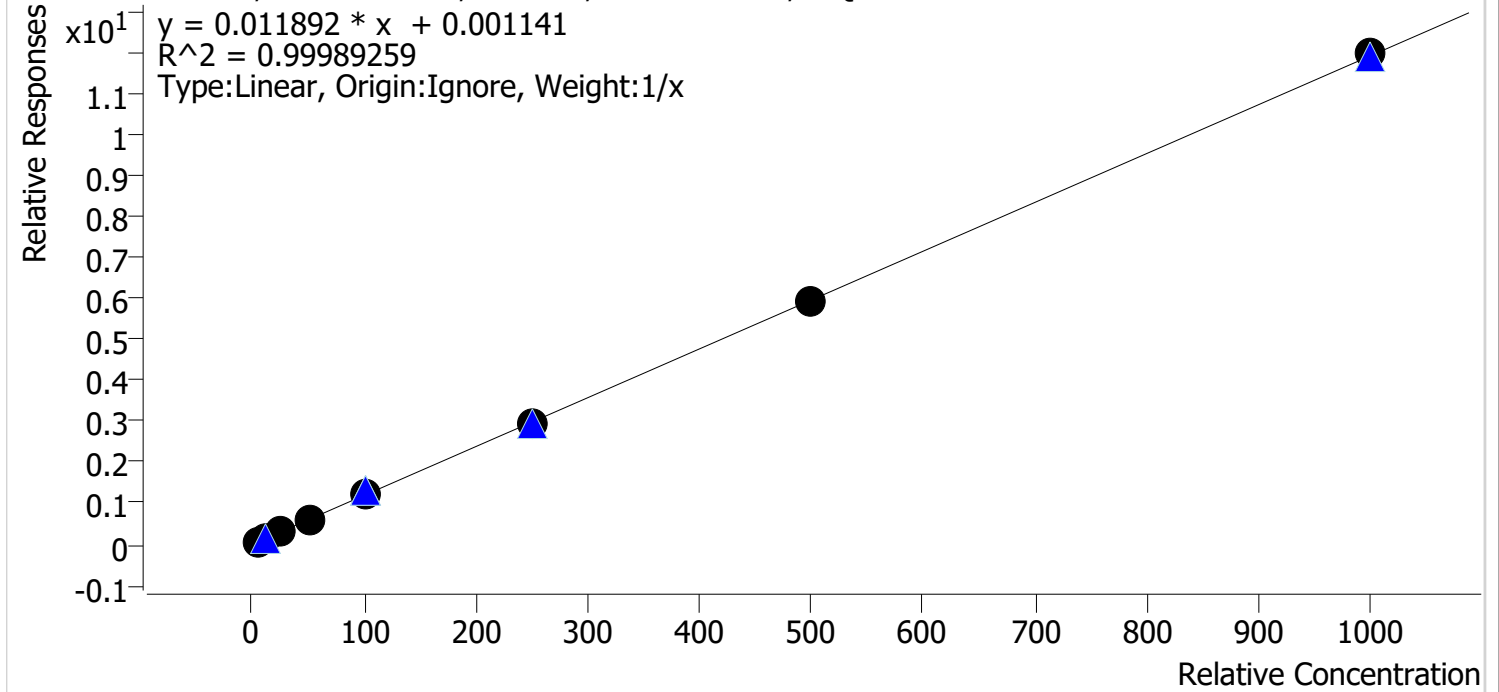
Compound Calibration Report

Byylee

Batch results D:\MassHunter\Data\2021\am 27-28\030921\QuantResults\mdq2.batch.bin
Last Cal. Update 3/15/2021 7:21 AM
Analyst Name ISP\datastor
Analyte Cocaine

Internal Standard Cocaine-d3

Cocaine - 8 Levels, 8 Levels Used, 8 Points, 8 Points Used, 5 QCs



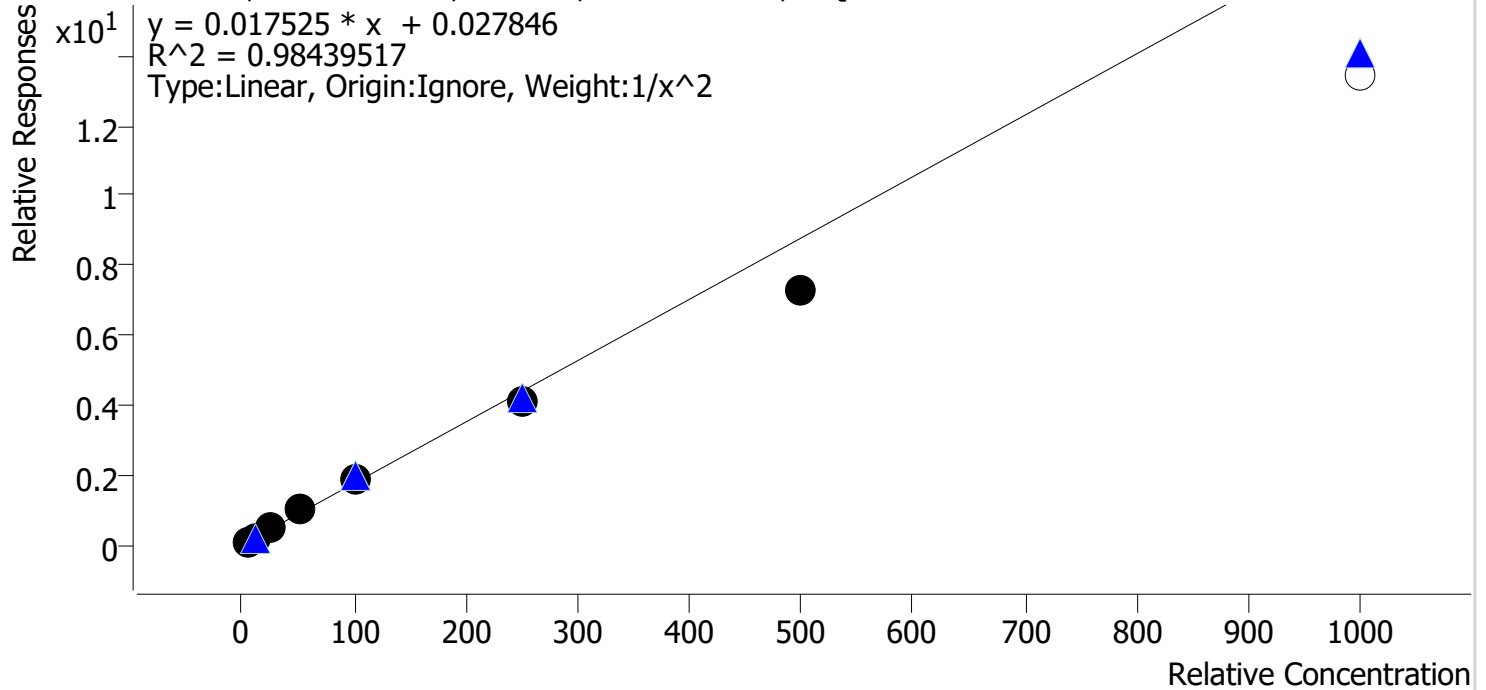
Sample	Level	Enabled	Expected Concentration	Final Concentration	Accuracy
cal 1 mdq	1	✓	5.0	5.0	100.4
cal 2 mdq	2	✓	10.0	10.2	101.8
cal 3 mdq	3	✓	25.0	24.0	96.0
cal 4 mdq	4	✓	50.0	51.7	103.4
cal 5 mdq	5	✓	100.0	99.7	99.7
cal 6 mdq	6	✓	250.0	246.1	98.4
cal 7 mdq	7	✓	500.0	498.5	99.7
cal 8 mdq	8	✓	1000.0	1004.8	100.5

Compound Calibration Report

Byylee

Batch results D:\MassHunter\Data\2021\am 27-28\030921\QuantResults\mdq2.batch.bin
Last Cal. Update 3/15/2021 7:21 AM
Analyst Name ISP\datastor
Analyte Codeine **Internal Standard** Codeine-D6

Codeine - 8 Levels, 7 Levels Used, 8 Points, 7 Points Used, 5 QCs



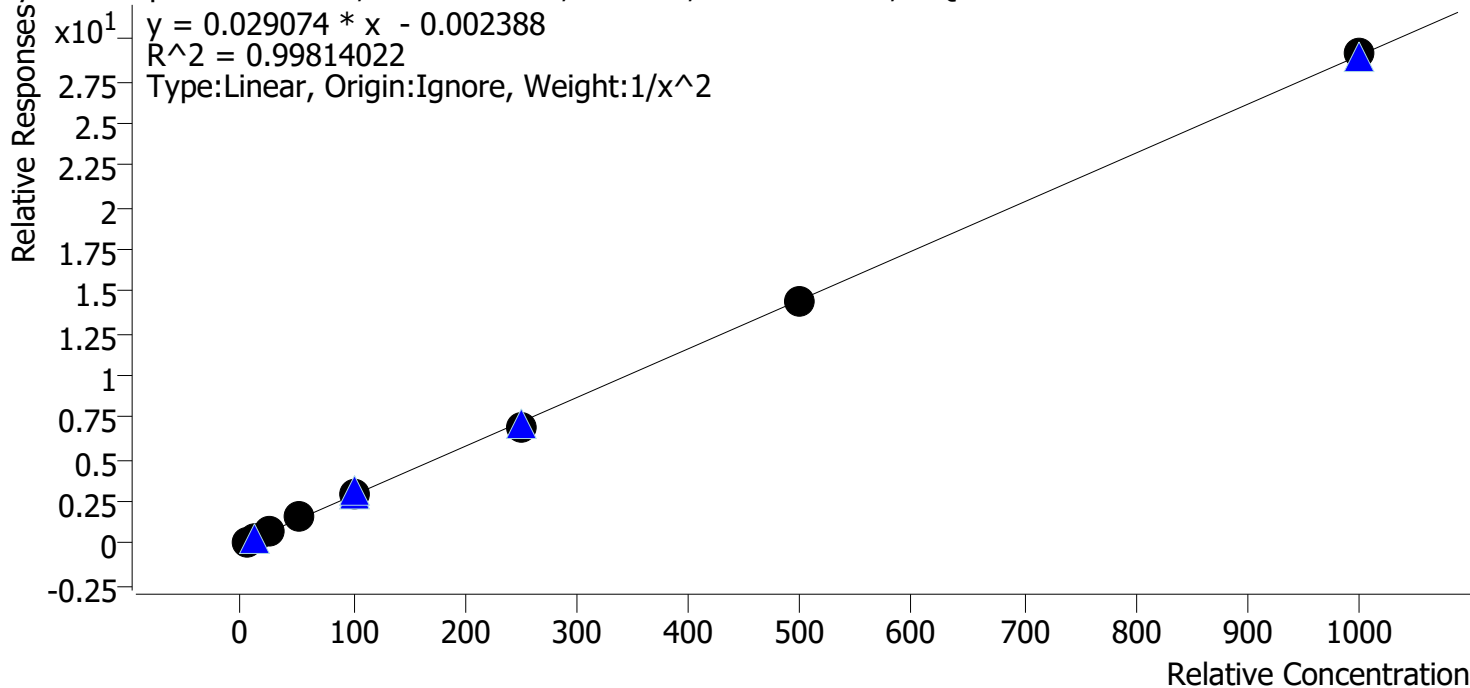
Sample	Level	Enabled	Expected Concentration	Final Concentration	Accuracy
cal 1 mdq	1	✓	5.0	4.7	94.7
cal 2 mdq	2	✓	10.0	10.6	106.2
cal 3 mdq	3	✓	25.0	26.0	103.9
cal 4 mdq	4	✓	50.0	57.6	115.2
cal 5 mdq	5	✓	100.0	104.2	104.2
cal 6 mdq	6	✓	250.0	233.0	93.2
cal 7 mdq	7	✓	500.0	413.0	82.6
cal 8 mdq	8	x	1000.0	767.3	76.7

Compound Calibration Report

Byylee

Batch results D:\MassHunter\Data\2021\am 27-28\030921\QuantResults\mdq2.batch.bin
Last Cal. Update 3/15/2021 7:21 AM
Analyst Name ISP\datastor
Analyte Cyclobenzaprine **Internal Standard** Cyclobenzaprine-D3

Cyclobenzaprine - 8 Levels, 8 Levels Used, 8 Points, 8 Points Used, 5 QCs



Sample	Level	Enabled	Expected Concentration	Final Concentration	Accuracy
cal 1 mdq	1	✓	5.0	4.9	98.5
cal 2 mdq	2	✓	10.0	10.2	102.4
cal 3 mdq	3	✓	25.0	24.6	98.5
cal 4 mdq	4	✓	50.0	53.8	107.6
cal 5 mdq	5	✓	100.0	98.9	98.9
cal 6 mdq	6	✓	250.0	236.9	94.8
cal 7 mdq	7	✓	500.0	494.8	99.0
cal 8 mdq	8	✓	1000.0	1003.9	100.4

Compound Calibration Report

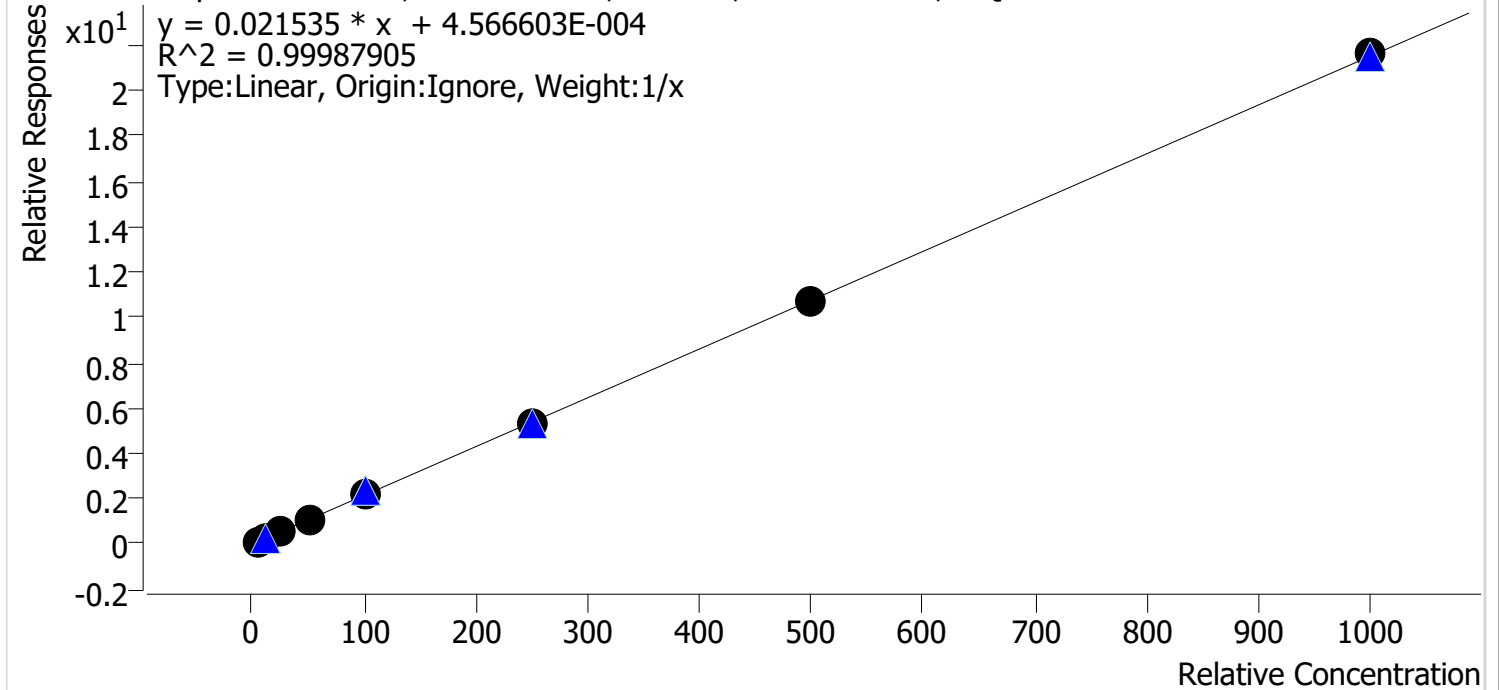
Boyle

Batch results D:\MassHunter\Data\2021\am 27-28\030921\QuantResults\mdq2.batch.bin
Last Cal. Update 3/15/2021 7:21 AM
Analyst Name ISP\datastor
Analyte Dextromethorphan

Internal Standard


Dextromethorphan-D3

Dextromethorphan - 8 Levels, 8 Levels Used, 8 Points, 8 Points Used, 5 QCs



Sample	Level	Enabled	Expected Concentration	Final Concentration	Accuracy
cal 1 mdq	1	✓	5.0	5.0	99.6
cal 2 mdq	2	✓	10.0	10.0	99.9
cal 3 mdq	3	✓	25.0	24.5	98.1
cal 4 mdq	4	✓	50.0	51.2	102.4
cal 5 mdq	5	✓	100.0	102.0	102.0
cal 6 mdq	6	✓	250.0	245.3	98.1
cal 7 mdq	7	✓	500.0	496.7	99.3
cal 8 mdq	8	✓	1000.0	1005.4	100.5

Compound Calibration Report

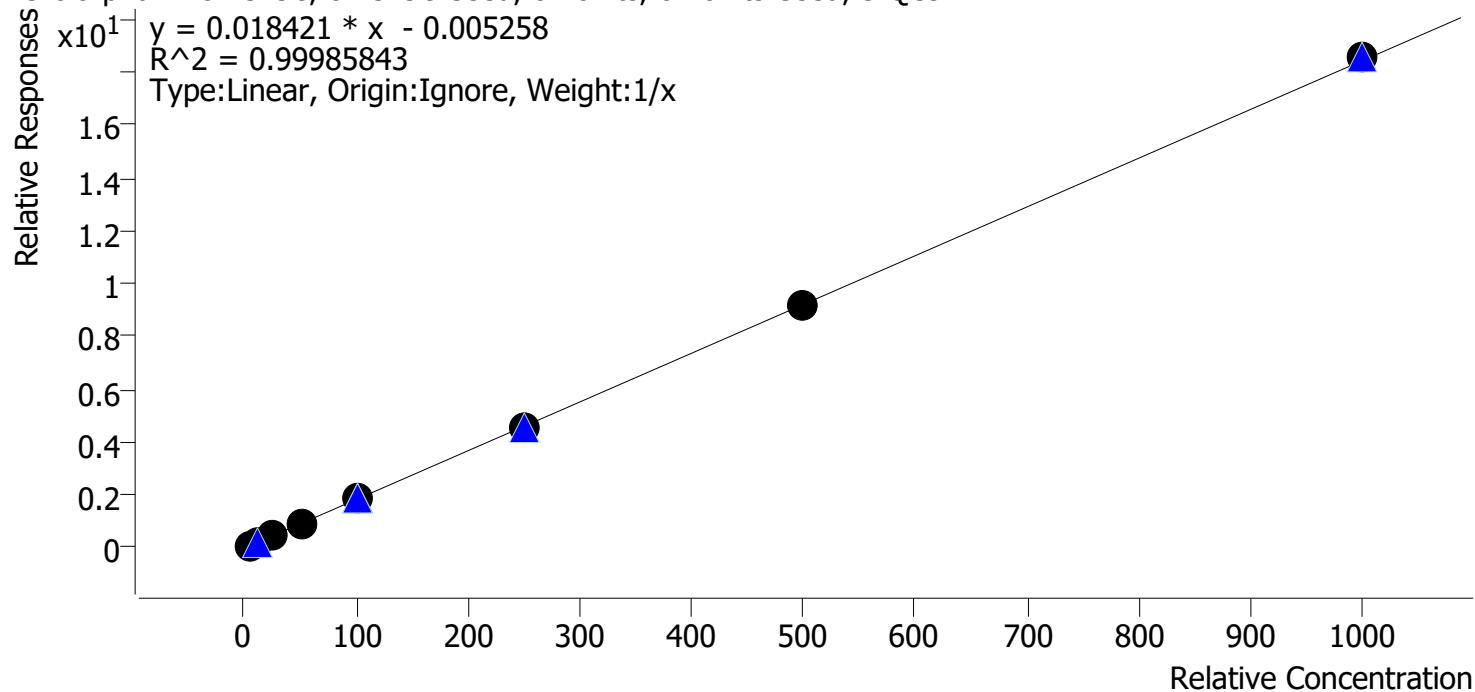


Batch results D:\MassHunter\Data\2021\am 27-28\030921\QuantResults\mdq2.batch.bin
Last Cal. Update 3/15/2021 7:21 AM
Analyst Name ISP\datastor
Analyte Dextrorphan

Internal Standard

Dextrorphan-D3

Dextrorphan - 8 Levels, 8 Levels Used, 8 Points, 8 Points Used, 5 QCs



Sample	Level	Enabled	Expected Concentration	Final Concentration	Accuracy
cal 1 mdq	1	✓	5.0	5.2	104.7
cal 2 mdq	2	✓	10.0	10.0	100.0
cal 3 mdq	3	✓	25.0	23.8	95.1
cal 4 mdq	4	✓	50.0	51.2	102.3
cal 5 mdq	5	✓	100.0	99.6	99.6
cal 6 mdq	6	✓	250.0	244.9	97.9
cal 7 mdq	7	✓	500.0	498.9	99.8
cal 8 mdq	8	✓	1000.0	1006.5	100.6

Compound Calibration Report

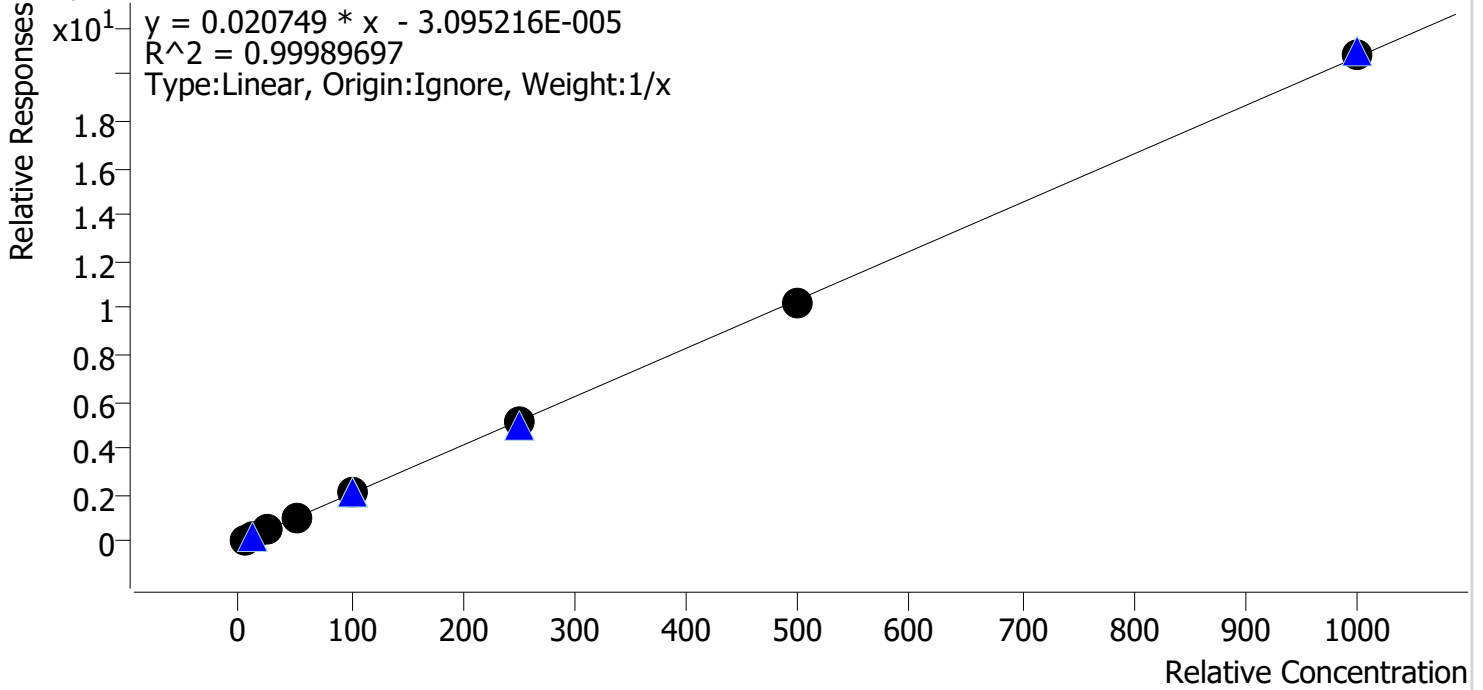
Byylee

Batch results D:\MassHunter\Data\2021\am 27-28\030921\QuantResults\mdq2.batch.bin
Last Cal. Update 3/15/2021 7:21 AM
Analyst Name ISP\datastor
Analyte Diazepam

Internal Standard

Diazepam-D5

Diazepam - 8 Levels, 8 Levels Used, 8 Points, 8 Points Used, 5 QCs



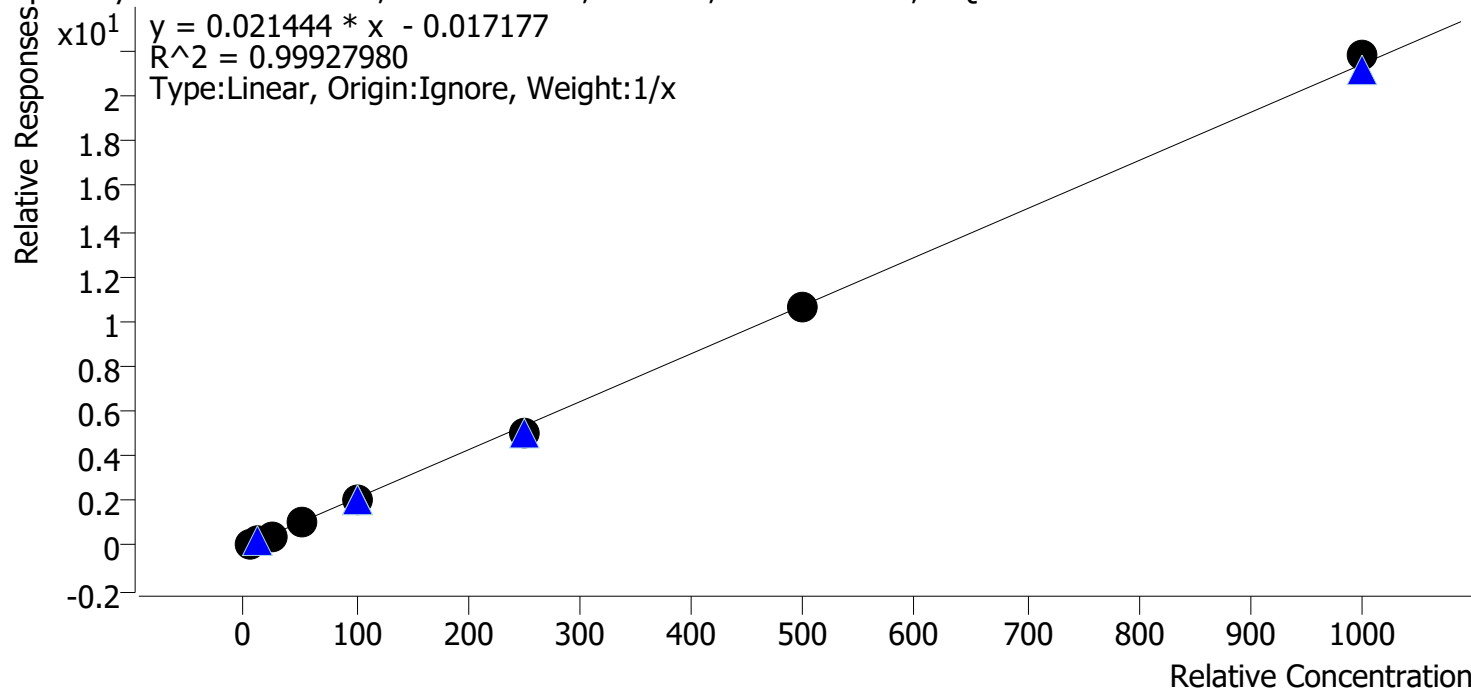
Sample	Level	Enabled	Expected Concentration	Final Concentration	Accuracy
cal 1 mdq	1	✓	5.0	5.0	100.9
cal 2 mdq	2	✓	10.0	10.0	99.7
cal 3 mdq	3	✓	25.0	24.1	96.6
cal 4 mdq	4	✓	50.0	52.0	103.9
cal 5 mdq	5	✓	100.0	100.1	100.1
cal 6 mdq	6	✓	250.0	247.5	99.0
cal 7 mdq	7	✓	500.0	496.5	99.3
cal 8 mdq	8	✓	1000.0	1004.9	100.5

Compound Calibration Report

Byylee

Batch results D:\MassHunter\Data\2021\am 27-28\030921\QuantResults\mdq2.batch.bin
Last Cal. Update 3/15/2021 7:21 AM
Analyst Name ISP\datastor
Analyte Diphenhydramine **Internal Standard** **Diphenhydramine-D3**

Diphenhydramine - 8 Levels, 8 Levels Used, 8 Points, 8 Points Used, 5 QCs



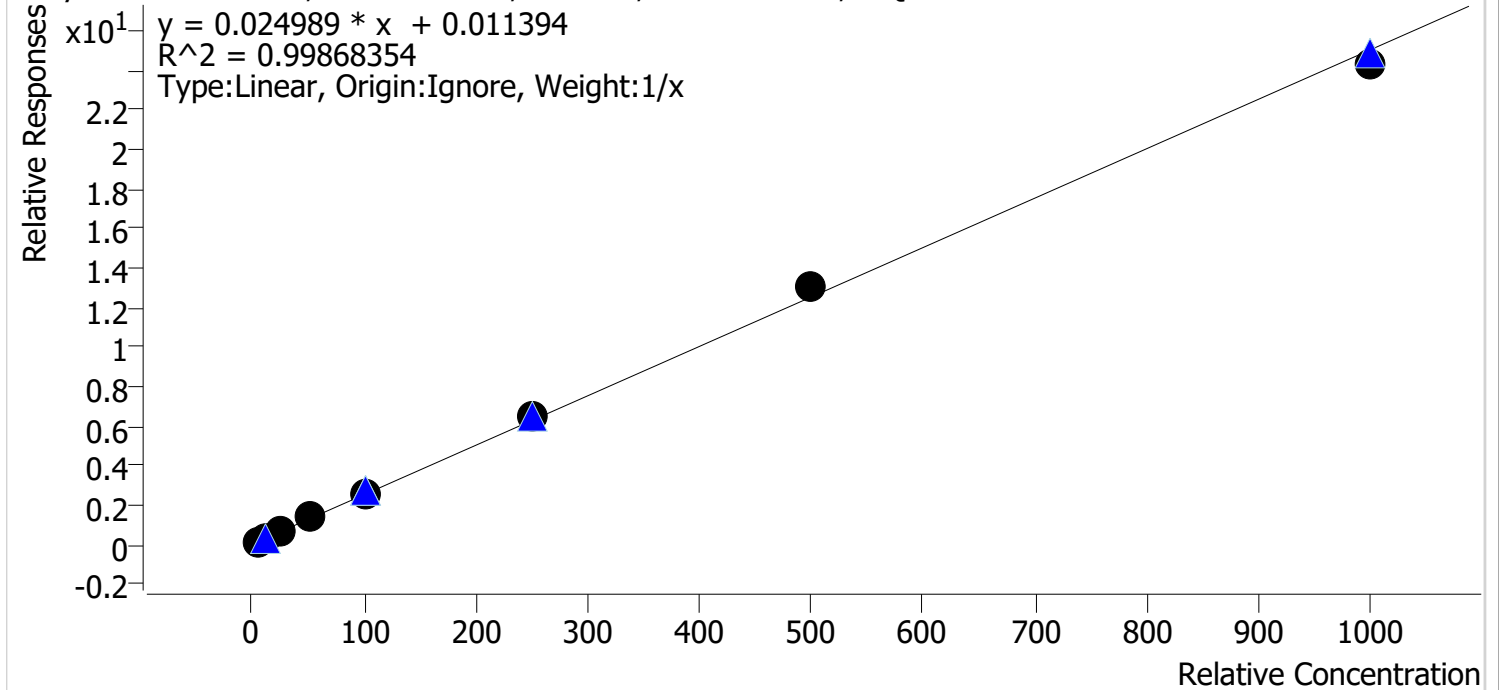
Sample	Level	Enabled	Expected Concentration	Final Concentration	Accuracy
cal 1 mdq	1	✓	5.0	5.6	112.5
cal 2 mdq	2	✓	10.0	10.2	102.3
cal 3 mdq	3	✓	25.0	23.2	92.8
cal 4 mdq	4	✓	50.0	49.9	99.8
cal 5 mdq	5	✓	100.0	95.7	95.7
cal 6 mdq	6	✓	250.0	238.3	95.3
cal 7 mdq	7	✓	500.0	499.2	99.8
cal 8 mdq	8	✓	1000.0	1017.9	101.8

Compound Calibration Report

Boyle

Batch results D:\MassHunter\Data\2021\am 27-28\030921\QuantResults\mdq2.batch.bin
Last Cal. Update 3/15/2021 7:21 AM
Analyst Name ISP\datastor
Analyte Doxylamine **Internal Standard** Doxylamine-D5

Doxylamine - 8 Levels, 8 Levels Used, 8 Points, 8 Points Used, 5 QCs



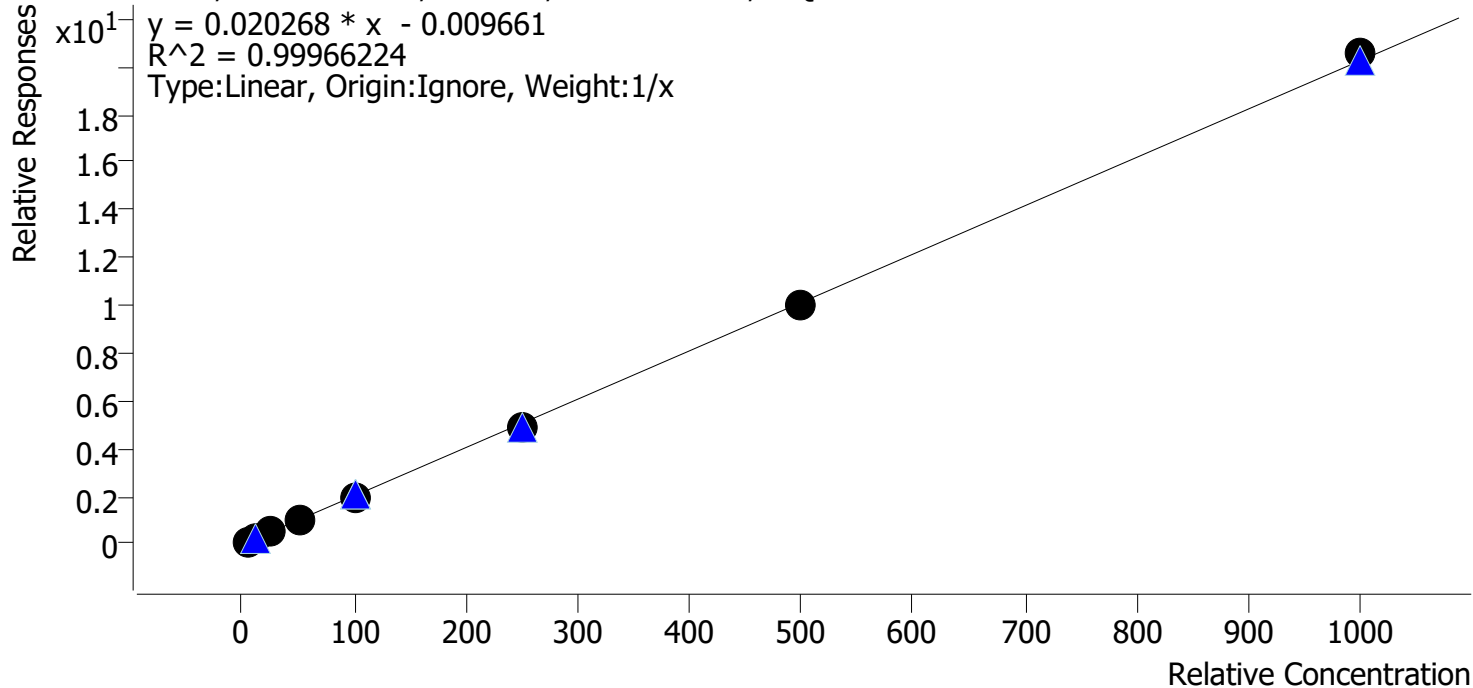
Sample	Level	Enabled	Expected Concentration	Final Concentration	Accuracy
cal 1 mdq	1	✓	5.0	4.7	93.6
cal 2 mdq	2	✓	10.0	9.7	97.1
cal 3 mdq	3	✓	25.0	24.5	97.8
cal 4 mdq	4	✓	50.0	52.7	105.3
cal 5 mdq	5	✓	100.0	102.6	102.6
cal 6 mdq	6	✓	250.0	256.2	102.5
cal 7 mdq	7	✓	500.0	521.5	104.3
cal 8 mdq	8	✓	1000.0	968.2	96.8

Compound Calibration Report

Byylee

Batch results D:\MassHunter\Data\2021\am 27-28\030921\QuantResults\mdq2.batch.bin
Last Cal. Update 3/15/2021 7:21 AM
Analyst Name ISP\datastor
Analyte EDDP **Internal Standard** EDDP-D3

EDDP - 8 Levels, 8 Levels Used, 8 Points, 8 Points Used, 5 QCs



Sample	Level	Enabled	Expected Concentration	Final Concentration	Accuracy
cal 1 mdq	1	✓	5.0	5.2	105.0
cal 2 mdq	2	✓	10.0	10.3	102.8
cal 3 mdq	3	✓	25.0	24.2	96.7
cal 4 mdq	4	✓	50.0	50.3	100.6
cal 5 mdq	5	✓	100.0	97.4	97.4
cal 6 mdq	6	✓	250.0	242.5	97.0
cal 7 mdq	7	✓	500.0	495.5	99.1
cal 8 mdq	8	✓	1000.0	1014.7	101.5

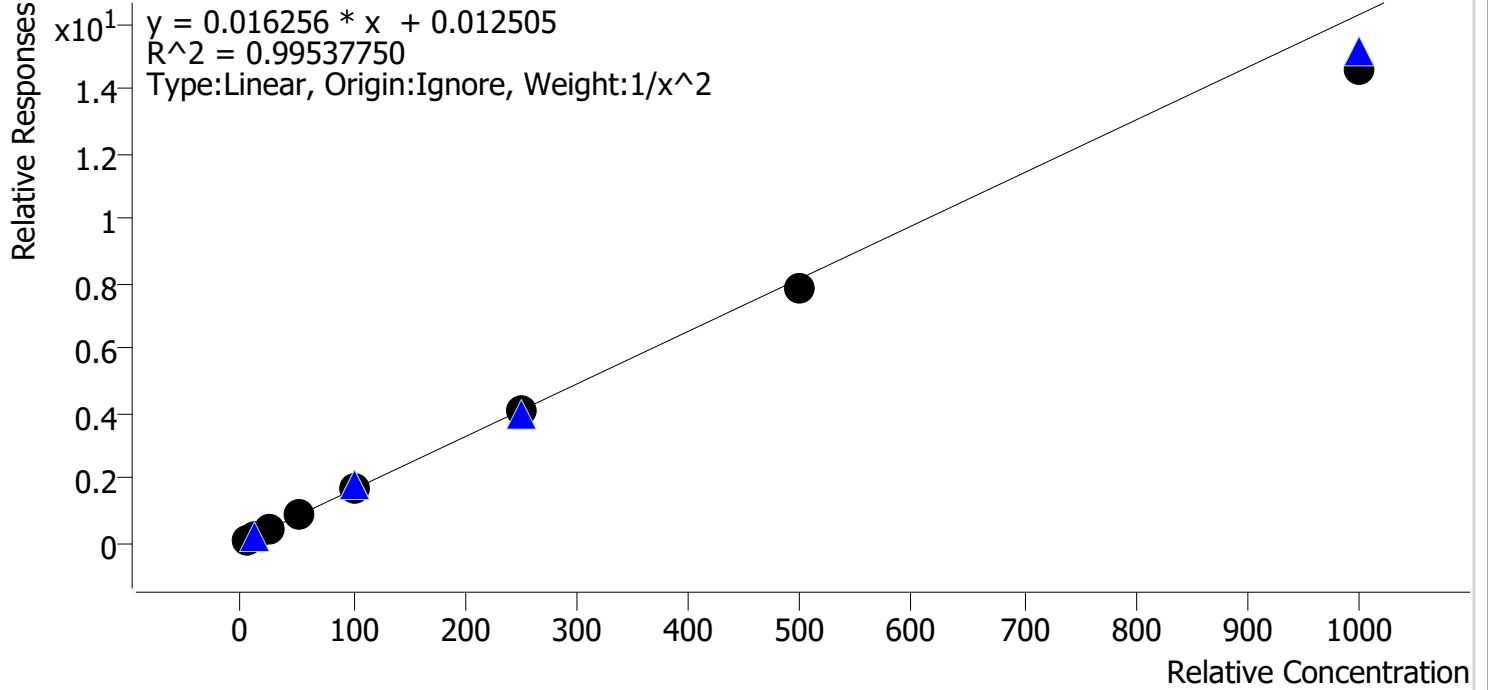
Compound Calibration Report



Byylee

Batch results D:\MassHunter\Data\2021\am 27-28\030921\QuantResults\mdq2.batch.bin
Last Cal. Update 3/15/2021 7:21 AM
Analyst Name ISP\datastor
Analyte Etizolam **Internal Standard** Diazepam-D5

Etizolam - 8 Levels, 8 Levels Used, 8 Points, 8 Points Used, 5 QCs



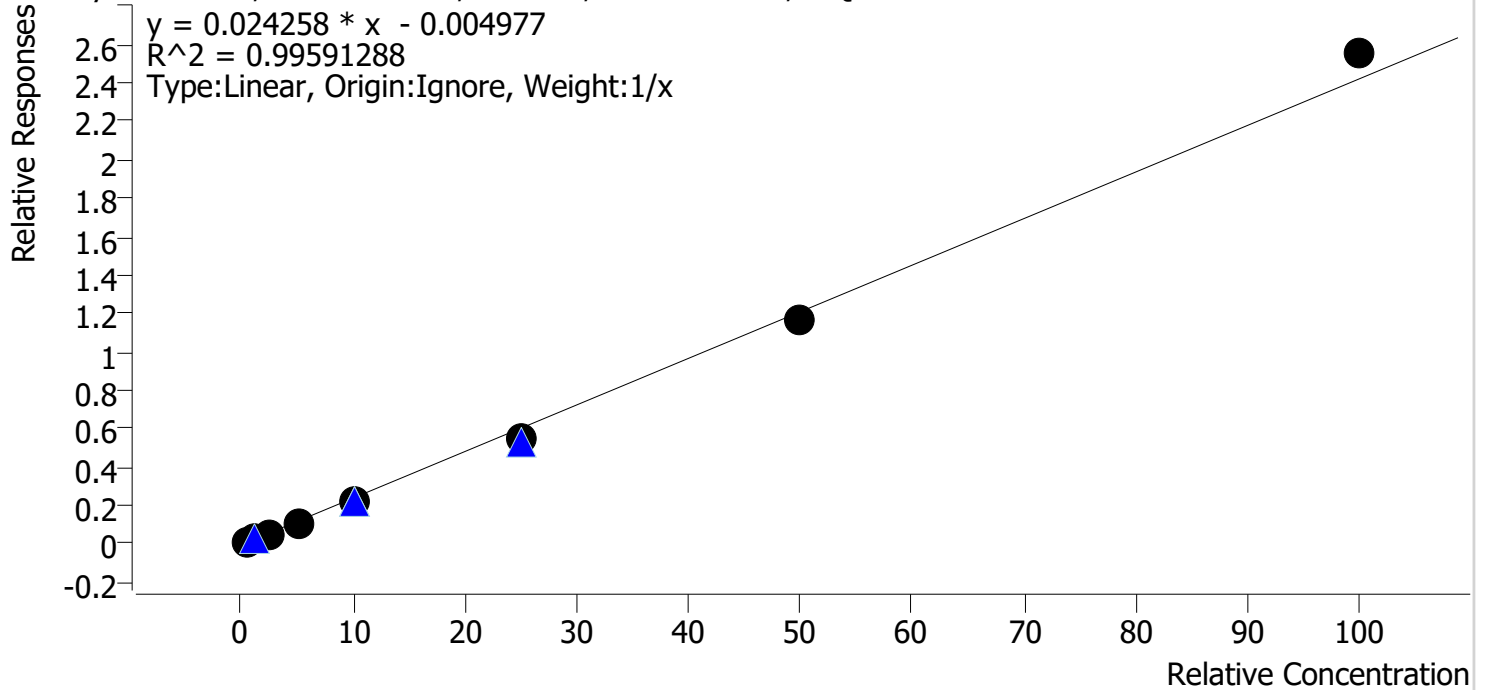
Sample	Level	Enabled	Expected Concentration	Final Concentration	Accuracy
cal 1 mdq	1	✓	5.0	4.9	98.4
cal 2 mdq	2	✓	10.0	10.1	101.1
cal 3 mdq	3	✓	25.0	24.9	99.6
cal 4 mdq	4	✓	50.0	55.2	110.4
cal 5 mdq	5	✓	100.0	104.3	104.3
cal 6 mdq	6	✓	250.0	249.5	99.8
cal 7 mdq	7	✓	500.0	483.7	96.7
cal 8 mdq	8	✓	1000.0	897.9	89.8

Compound Calibration Report

Byylee

Batch results D:\MassHunter\Data\2021\am 27-28\030921\QuantResults\mdq2.batch.bin
Last Cal. Update 3/15/2021 7:21 AM
Analyst Name ISP\datastor
Analyte Fentanyl **Internal Standard** Fentanyl-D5

Fentanyl - 8 Levels, 8 Levels Used, 8 Points, 8 Points Used, 5 QCs



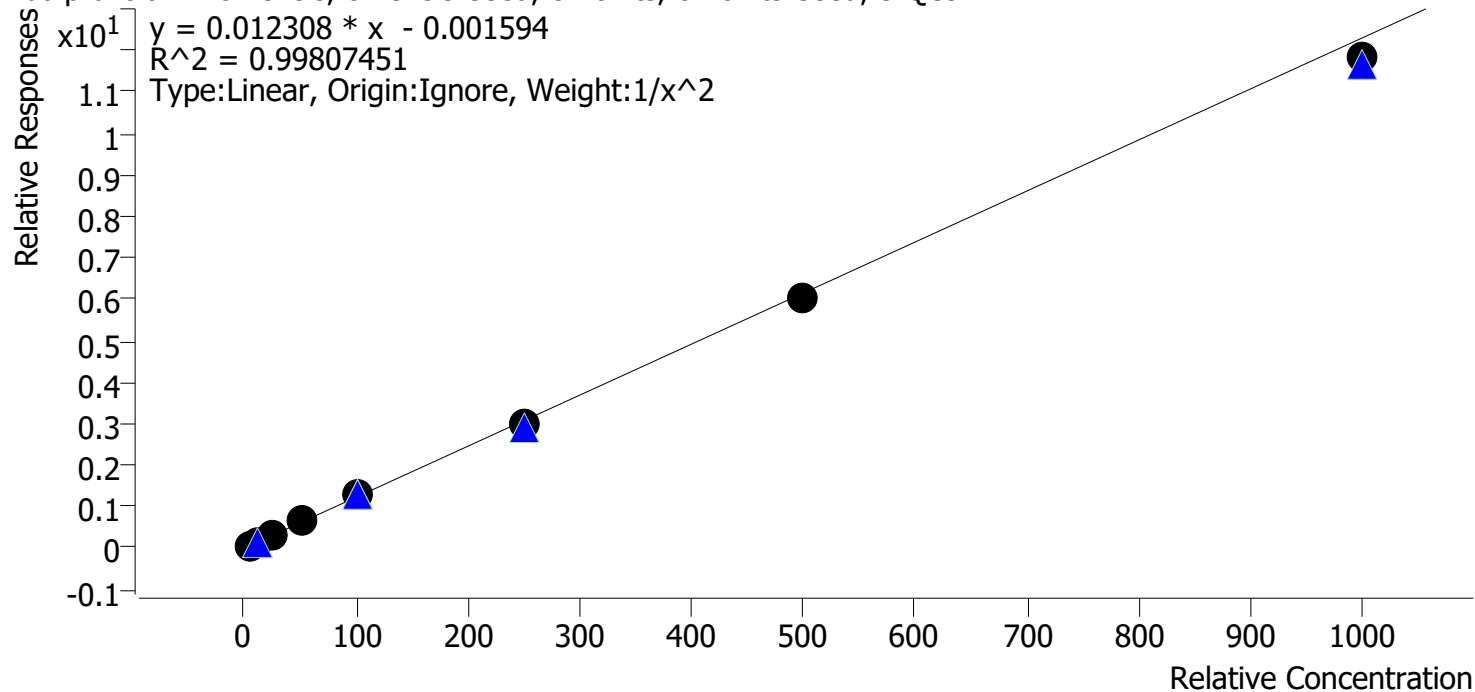
Sample	Level	Enabled	Expected Concentration	Final Concentration	Accuracy
cal 1 mdq	1	✓	0.5	0.6	126.5
cal 2 mdq	2	✓	1.0	1.0	104.3
cal 3 mdq	3	✓	2.5	2.3	91.6
cal 4 mdq	4	✓	5.0	4.7	94.6
cal 5 mdq	5	✓	10.0	9.0	90.2
cal 6 mdq	6	✓	25.0	22.8	91.3
cal 7 mdq	7	✓	50.0	48.0	96.1
cal 8 mdq	8	✓	100.0	105.4	105.4

Compound Calibration Report

Byylee

Batch results D:\MassHunter\Data\2021\am 27-28\030921\QuantResults\mdq2.batch.bin
Last Cal. Update 3/15/2021 7:21 AM
Analyst Name ISP\datastor
Analyte Flualprazolam **Internal Standard** Alprazolam-D5

Flualprazolam - 8 Levels, 8 Levels Used, 8 Points, 8 Points Used, 5 QCs



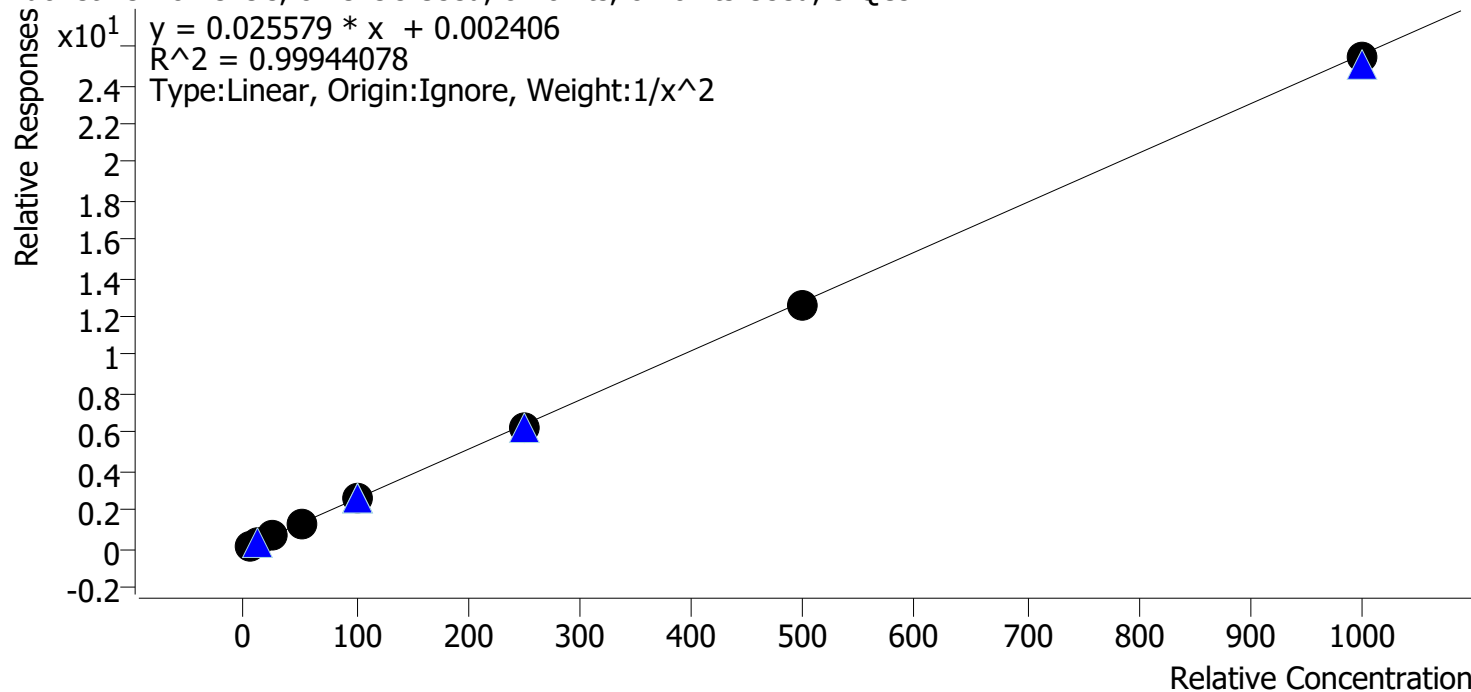
Sample	Level	Enabled	Expected Concentration	Final Concentration	Accuracy
cal 1 mdq	1	✓	5.0	4.9	98.2
cal 2 mdq	2	✓	10.0	10.3	103.2
cal 3 mdq	3	✓	25.0	24.3	97.0
cal 4 mdq	4	✓	50.0	53.6	107.3
cal 5 mdq	5	✓	100.0	101.9	101.9
cal 6 mdq	6	✓	250.0	244.2	97.7
cal 7 mdq	7	✓	500.0	492.5	98.5
cal 8 mdq	8	✓	1000.0	961.5	96.1

Compound Calibration Report

Boyle

Batch results D:\MassHunter\Data\2021\am 27-28\030921\QuantResults\mdq2.batch.bin
Last Cal. Update 3/15/2021 7:21 AM
Analyst Name ISP\datastor
Analyte Fluoxetine **Internal Standard** Fluoxetine-D6

Fluoxetine - 8 Levels, 8 Levels Used, 8 Points, 8 Points Used, 5 QCs



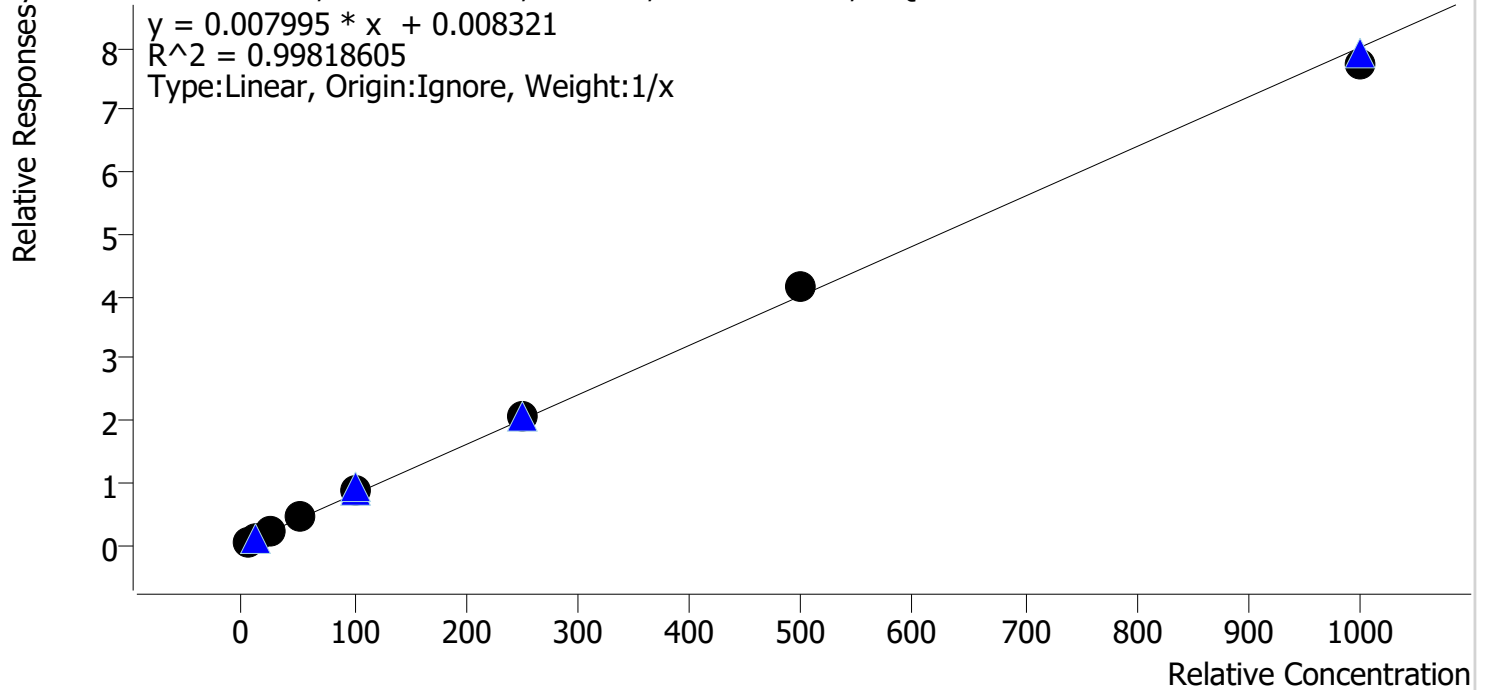
Sample	Level	Enabled	Expected Concentration	Final Concentration	Accuracy
cal 1 mdq	1	✓	5.0	5.0	99.4
cal 2 mdq	2	✓	10.0	10.1	101.2
cal 3 mdq	3	✓	25.0	24.5	98.0
cal 4 mdq	4	✓	50.0	51.8	103.5
cal 5 mdq	5	✓	100.0	102.0	102.0
cal 6 mdq	6	✓	250.0	244.8	97.9
cal 7 mdq	7	✓	500.0	492.4	98.5
cal 8 mdq	8	✓	1000.0	993.6	99.4

Compound Calibration Report

Byylee

Batch results D:\MassHunter\Data\2021\am 27-28\030921\QuantResults\mdq2.batch.bin
Last Cal. Update 3/15/2021 7:21 AM
Analyst Name ISP\datastor
Analyte Hydrocodone **Internal Standard** Hydrocodone-D6

Hydrocodone - 8 Levels, 8 Levels Used, 8 Points, 8 Points Used, 5 QCs



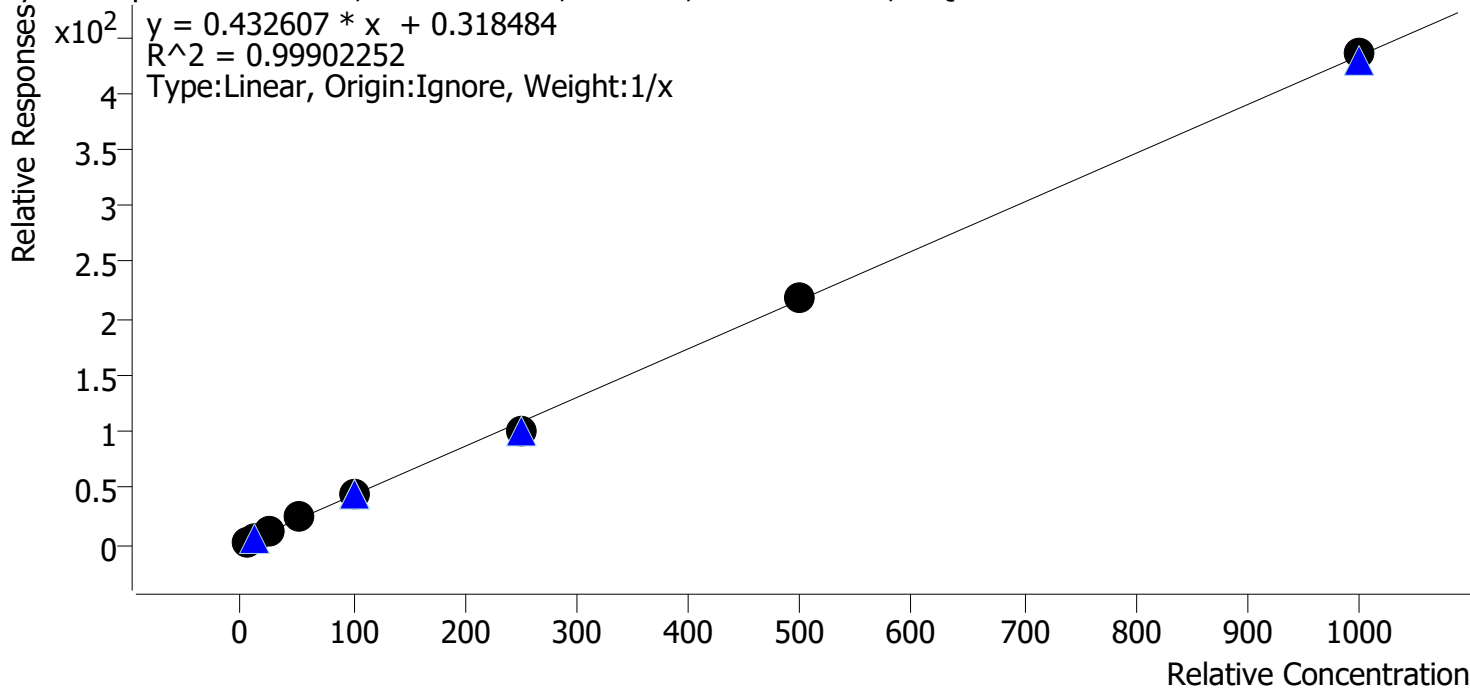
Sample	Level	Enabled	Expected Concentration	Final Concentration	Accuracy
cal 1 mdq	1	✓	5.0	4.4	88.0
cal 2 mdq	2	✓	10.0	9.6	96.4
cal 3 mdq	3	✓	25.0	24.2	96.8
cal 4 mdq	4	✓	50.0	55.3	110.7
cal 5 mdq	5	✓	100.0	104.7	104.7
cal 6 mdq	6	✓	250.0	257.1	102.8
cal 7 mdq	7	✓	500.0	520.4	104.1
cal 8 mdq	8	✓	1000.0	964.2	96.4

Compound Calibration Report

B. Wylee

Batch results D:\MassHunter\Data\2021\am 27-28\030921\QuantResults\mdq2.batch.bin
Last Cal. Update 3/15/2021 7:21 AM
Analyst Name ISP\datastor
Analyte Hydromorphone **Internal Standard** Morphine-D6

Hydromorphone - 8 Levels, 8 Levels Used, 8 Points, 8 Points Used, 5 QCs



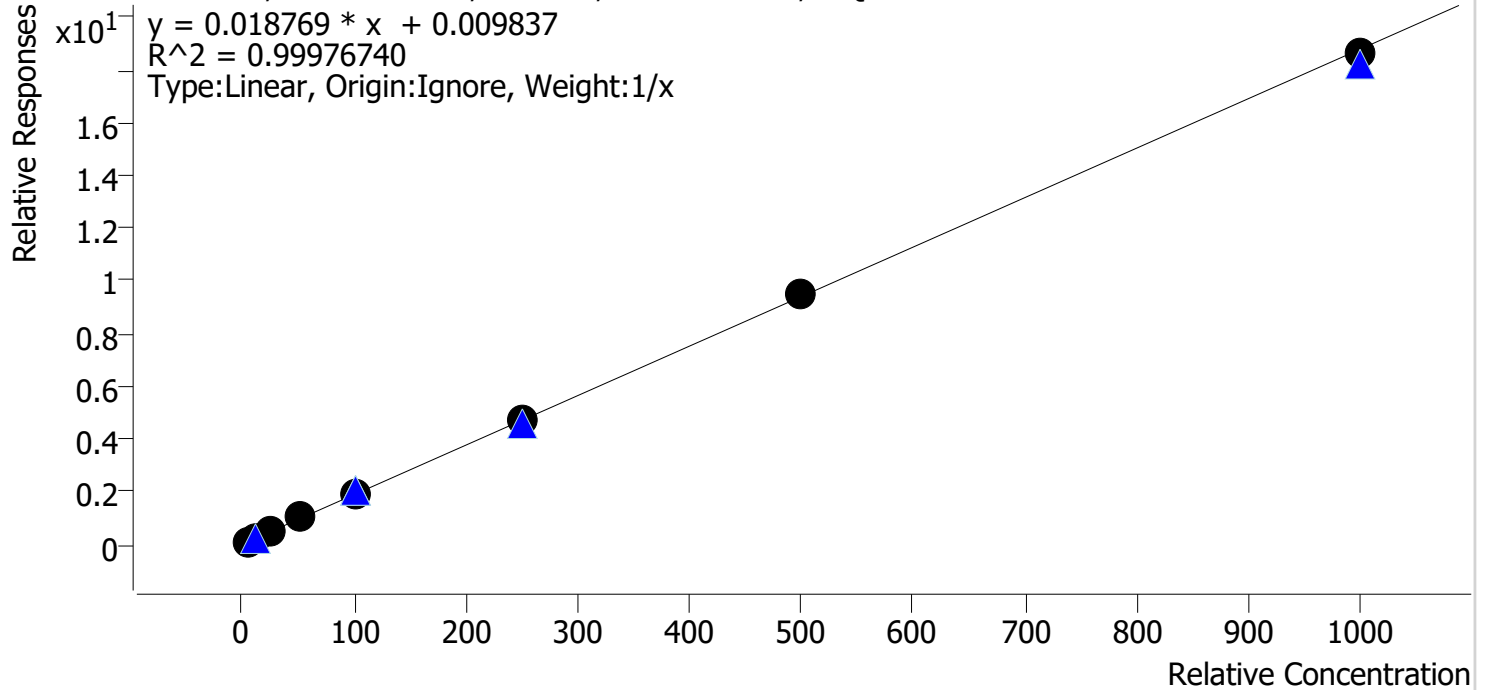
Sample	Level	Enabled	Expected Concentration	Final Concentration	Accuracy
cal 1 mdq	1	✓	5.0	4.6	91.6
cal 2 mdq	2	✓	10.0	10.2	101.9
cal 3 mdq	3	✓	25.0	24.3	97.2
cal 4 mdq	4	✓	50.0	55.4	110.8
cal 5 mdq	5	✓	100.0	103.6	103.6
cal 6 mdq	6	✓	250.0	234.8	93.9
cal 7 mdq	7	✓	500.0	502.6	100.5
cal 8 mdq	8	✓	1000.0	1004.6	100.5

Compound Calibration Report

Byylee

Batch results D:\MassHunter\Data\2021\am 27-28\030921\QuantResults\mdq2.batch.bin
Last Cal. Update 3/15/2021 7:21 AM
Analyst Name ISP\datastor
Analyte Ketamine **Internal Standard** Ketamine-D4

Ketamine - 8 Levels, 8 Levels Used, 8 Points, 8 Points Used, 5 QCs



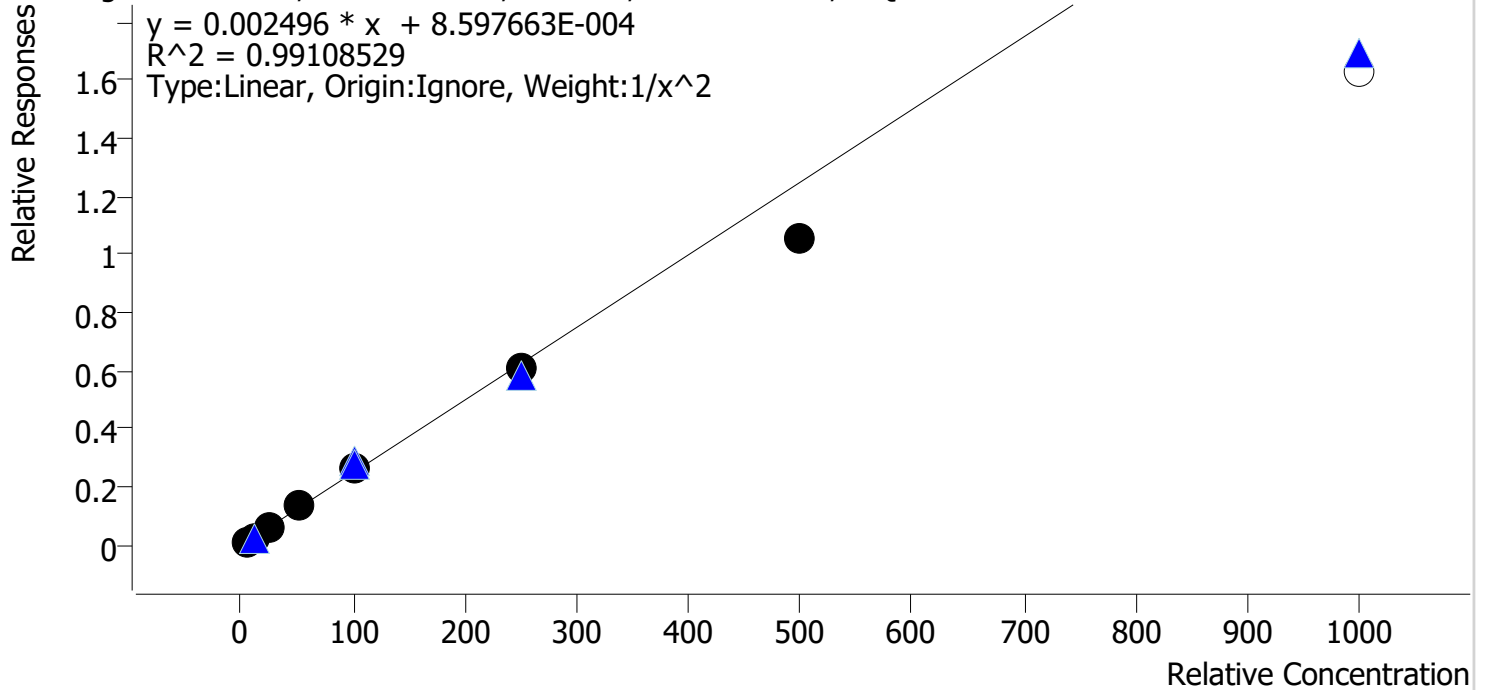
Sample	Level	Enabled	Expected Concentration	Final Concentration	Accuracy
cal 1 mdq	1	✓	5.0	4.8	95.3
cal 2 mdq	2	✓	10.0	9.9	98.5
cal 3 mdq	3	✓	25.0	24.5	98.0
cal 4 mdq	4	✓	50.0	53.2	106.4
cal 5 mdq	5	✓	100.0	101.9	101.9
cal 6 mdq	6	✓	250.0	249.1	99.6
cal 7 mdq	7	✓	500.0	505.7	101.1
cal 8 mdq	8	✓	1000.0	991.0	99.1

Compound Calibration Report

Byylee

Batch results D:\MassHunter\Data\2021\am 27-28\030921\QuantResults\mdq2.batch.bin
Last Cal. Update 3/15/2021 7:21 AM
Analyst Name ISP\datastor
Analyte Lamotrigine **Internal Standard** MDA-D5

Lamotrigine - 8 Levels, 7 Levels Used, 8 Points, 7 Points Used, 5 QCs



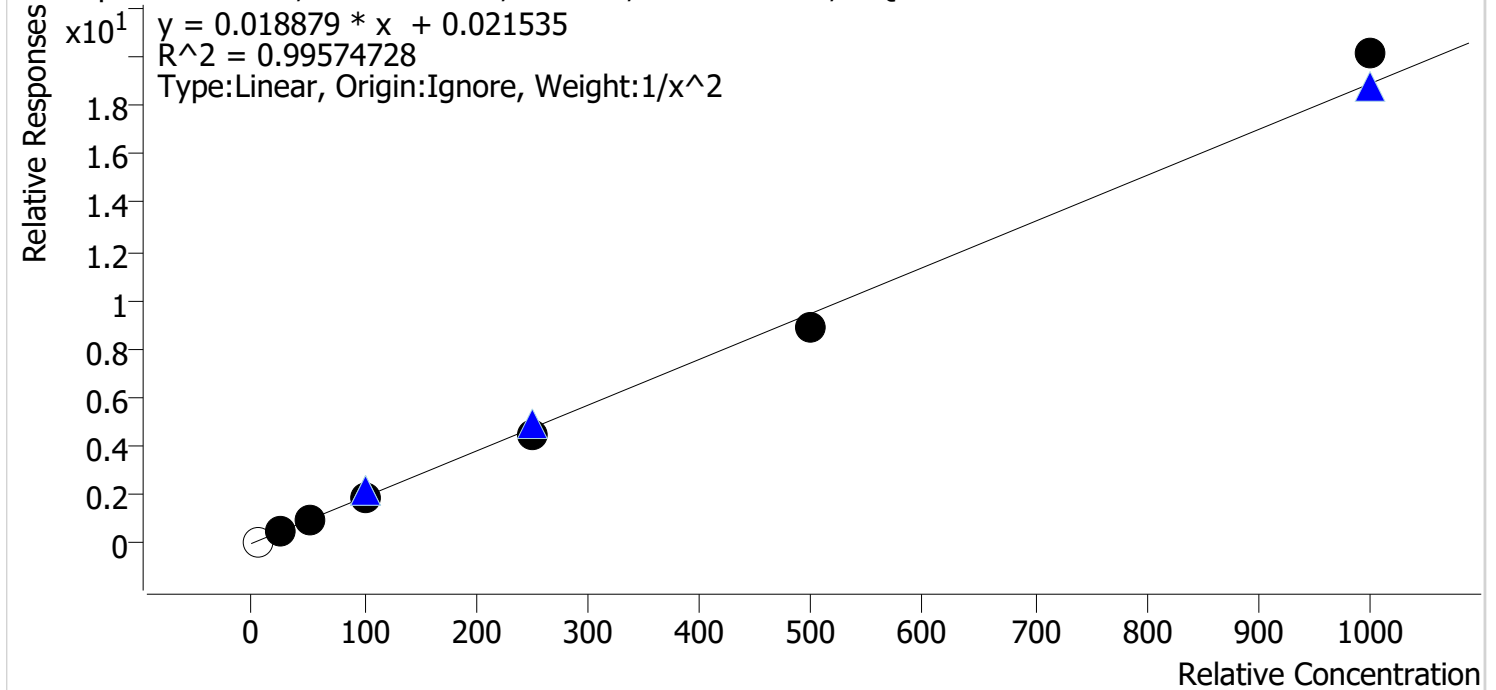
Sample	Level	Enabled	Expected Concentration	Final Concentration	Accuracy
cal 1 mdq	1	✓	5.0	4.9	97.6
cal 2 mdq	2	✓	10.0	10.2	101.8
cal 3 mdq	3	✓	25.0	25.5	101.8
cal 4 mdq	4	✓	50.0	54.7	109.3
cal 5 mdq	5	✓	100.0	107.0	107.0
cal 6 mdq	6	✓	250.0	243.9	97.6
cal 7 mdq	7	✓	500.0	424.0	84.8
cal 8 mdq	8	✗	1000.0	653.3	65.3

Compound Calibration Report

Byylee

Batch results D:\MassHunter\Data\2021\am 27-28\030921\QuantResults\mdq2.batch.bin
Last Cal. Update 3/15/2021 7:21 AM
Analyst Name ISP\datastor
Analyte Lorazepam **Internal Standard** Oxazepam-D5

Lorazepam - 7 Levels, 6 Levels Used, 7 Points, 6 Points Used, 4 QCs



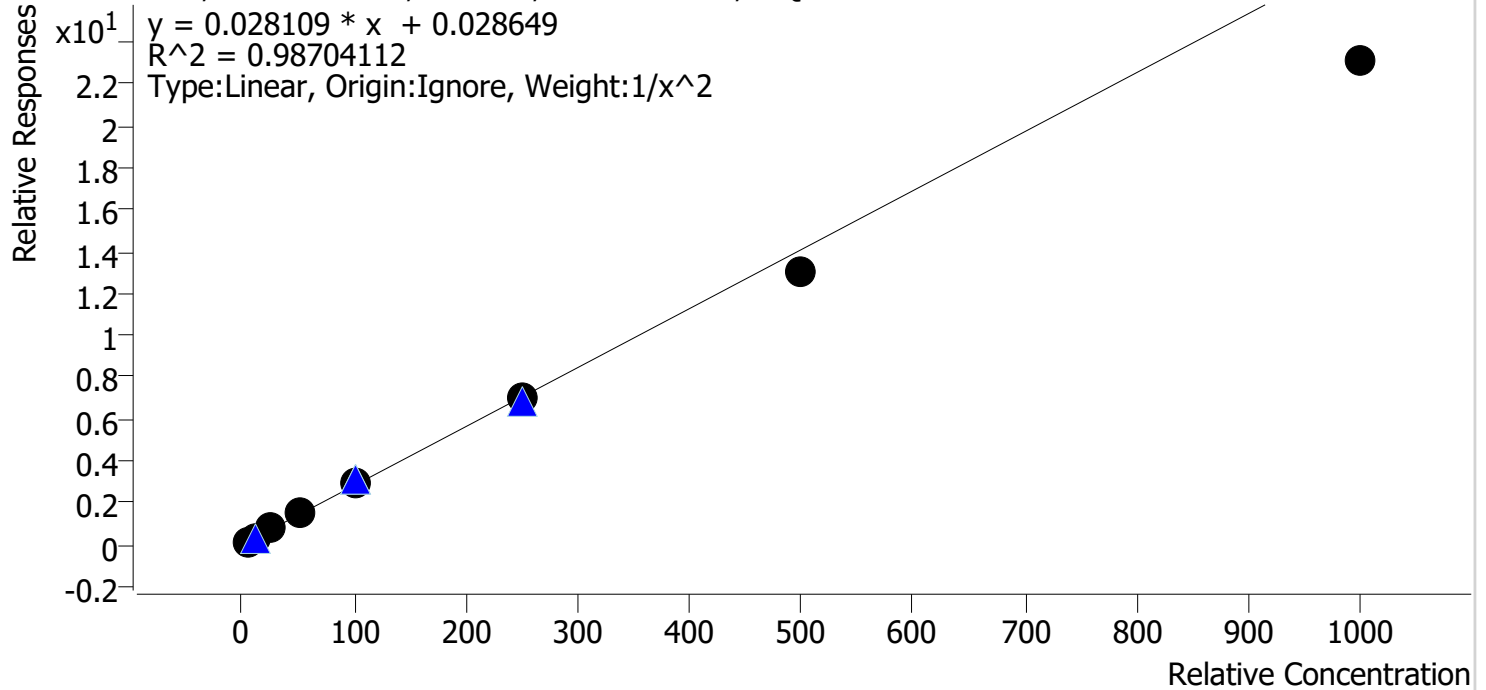
Sample	Level	Enabled	Expected Concentration	Final Concentration	Accuracy
cal 1 mdq	1	x	5.0	3.0	60.3
cal 3 mdq	3	✓	25.0	24.4	97.8
cal 4 mdq	4	✓	50.0	52.4	104.8
cal 5 mdq	5	✓	100.0	102.1	102.1
cal 6 mdq	6	✓	250.0	236.6	94.6
cal 7 mdq	7	✓	500.0	471.1	94.2
cal 8 mdq	8	✓	1000.0	1065.4	106.5

Compound Calibration Report

Byylee

Batch results D:\MassHunter\Data\2021\am 27-28\030921\QuantResults\mdq2.batch.bin
Last Cal. Update 3/15/2021 7:21 AM
Analyst Name ISP\datastor
Analyte MDA **Internal Standard** MDA-D5

MDA - 8 Levels, 8 Levels Used, 8 Points, 8 Points Used, 5 QCs



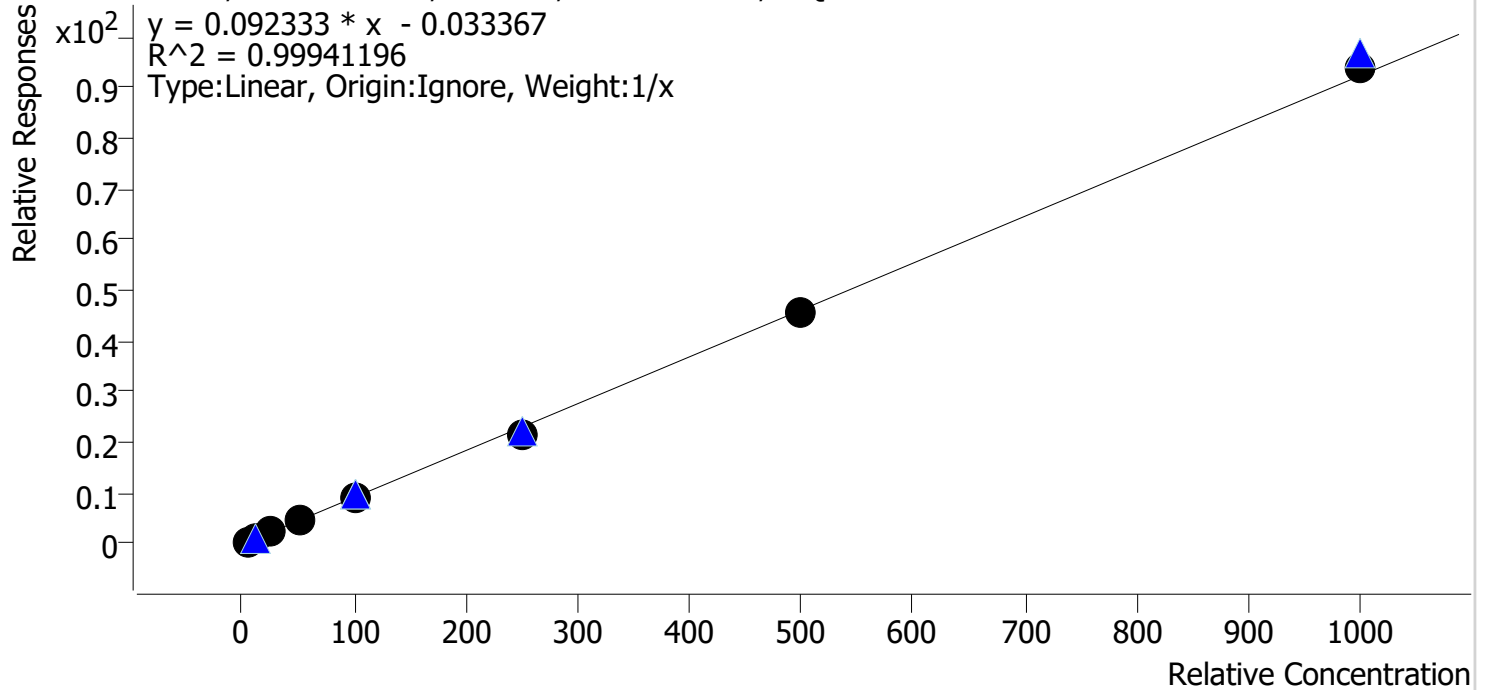
Sample	Level	Enabled	Expected Concentration	Final Concentration	Accuracy
cal 1 mdq	1	✓	5.0	4.8	95.4
cal 2 mdq	2	✓	10.0	10.4	103.6
cal 3 mdq	3	✓	25.0	26.6	106.3
cal 4 mdq	4	✓	50.0	56.9	113.7
cal 5 mdq	5	✓	100.0	107.3	107.3
cal 6 mdq	6	✓	250.0	248.4	99.4
cal 7 mdq	7	✓	500.0	459.6	91.9
cal 8 mdq	8	✓	1000.0	823.8	82.4

Compound Calibration Report

Byylee

Batch results D:\MassHunter\Data\2021\am 27-28\030921\QuantResults\mdq2.batch.bin
Last Cal. Update 3/15/2021 7:21 AM
Analyst Name ISP\datastor
Analyte MDMA **Internal Standard** MDMA-D6

MDMA - 8 Levels, 8 Levels Used, 8 Points, 8 Points Used, 5 QCs



Sample	Level	Enabled	Expected Concentration	Final Concentration	Accuracy
cal 1 mdq	1	✓	5.0	5.3	106.7
cal 2 mdq	2	✓	10.0	10.1	100.7
cal 3 mdq	3	✓	25.0	24.0	95.8
cal 4 mdq	4	✓	50.0	50.9	101.7
cal 5 mdq	5	✓	100.0	99.2	99.2
cal 6 mdq	6	✓	250.0	236.9	94.8
cal 7 mdq	7	✓	500.0	497.6	99.5
cal 8 mdq	8	✓	1000.0	1016.0	101.6

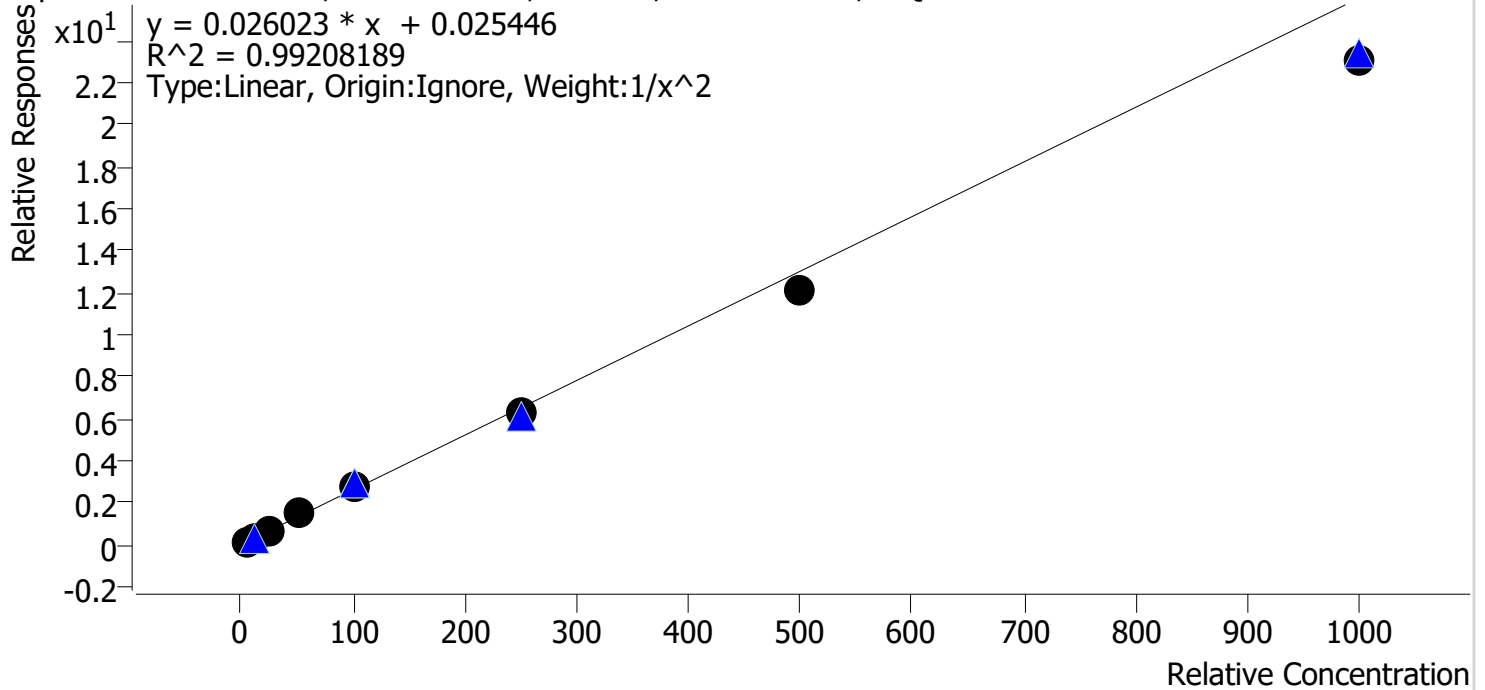
Compound Calibration Report

Byylee

Batch results D:\MassHunter\Data\2021\am 27-28\030921\QuantResults\mdq2.batch.bin
Last Cal. Update 3/15/2021 7:21 AM
Analyst Name ISP\datastor
Analyte Meprobamate

Internal Standard Meprobamate-D7

Meprobamate - 8 Levels, 8 Levels Used, 8 Points, 8 Points Used, 5 QCs



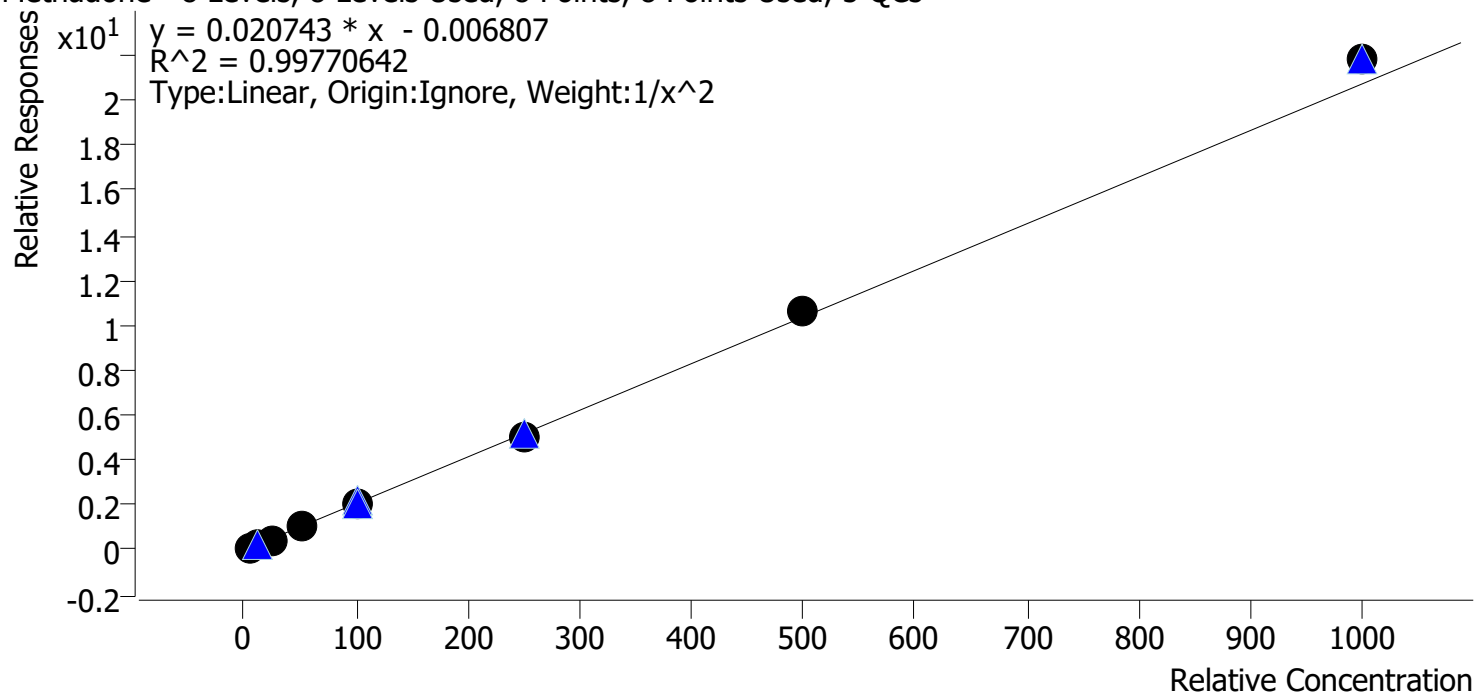
Sample	Level	Enabled	Expected Concentration	Final Concentration	Accuracy
cal 1 mdq	1	✓	5.0	4.8	96.1
cal 2 mdq	2	✓	10.0	10.3	103.1
cal 3 mdq	3	✓	25.0	26.3	105.3
cal 4 mdq	4	✓	50.0	56.6	113.3
cal 5 mdq	5	✓	100.0	103.0	103.0
cal 6 mdq	6	✓	250.0	243.9	97.5
cal 7 mdq	7	✓	500.0	464.9	93.0
cal 8 mdq	8	✓	1000.0	887.2	88.7

Compound Calibration Report

Byylee

Batch results D:\MassHunter\Data\2021\am 27-28\030921\QuantResults\mdq2.batch.bin
Last Cal. Update 3/15/2021 7:21 AM
Analyst Name ISP\datastor
Analyte Methadone **Internal Standard** Methadone-D9

Methadone - 8 Levels, 8 Levels Used, 8 Points, 8 Points Used, 5 QCs



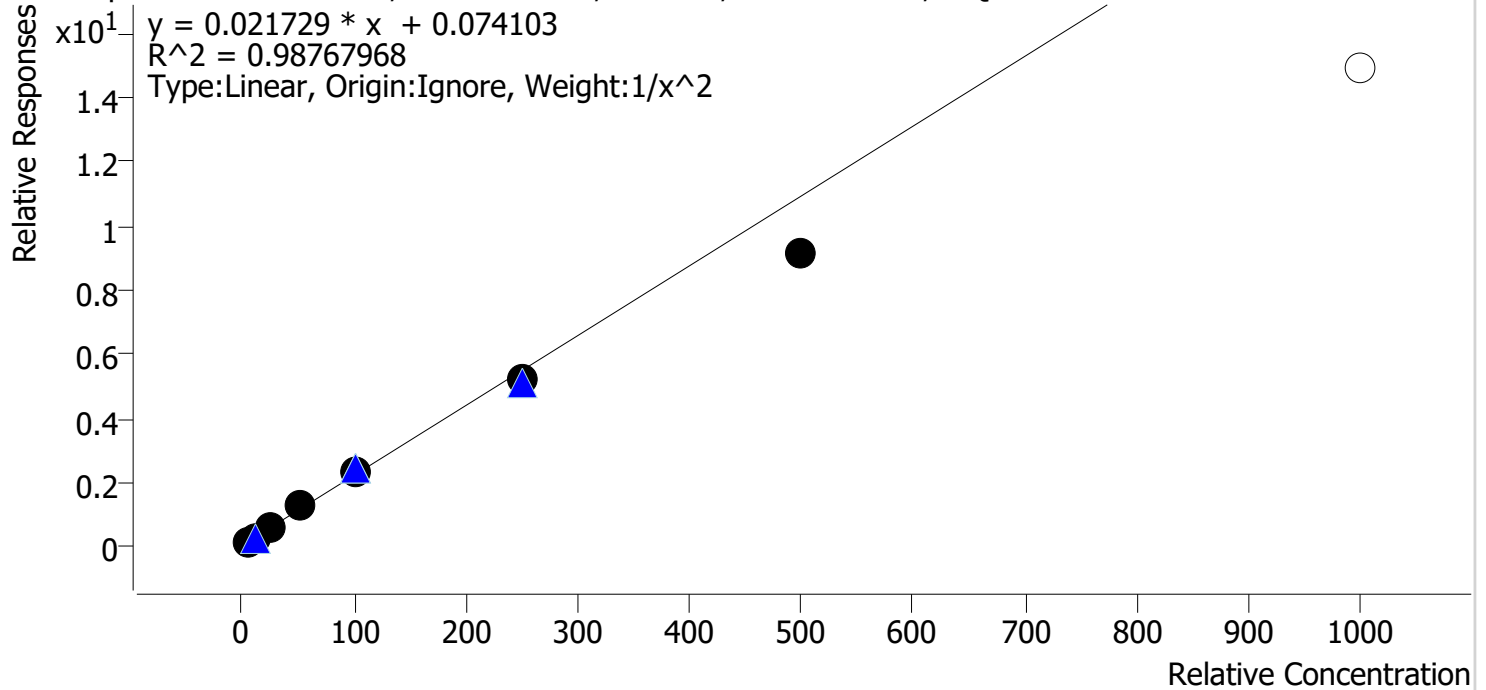
Sample	Level	Enabled	Expected Concentration	Final Concentration	Accuracy
cal 1 mdq	1	✓	5.0	5.1	102.9
cal 2 mdq	2	✓	10.0	9.7	96.9
cal 3 mdq	3	✓	25.0	23.1	92.5
cal 4 mdq	4	✓	50.0	50.7	101.5
cal 5 mdq	5	✓	100.0	101.0	101.0
cal 6 mdq	6	✓	250.0	242.9	97.2
cal 7 mdq	7	✓	500.0	514.4	102.9
cal 8 mdq	8	✓	1000.0	1052.1	105.2

Compound Calibration Report

Byylee

Batch results D:\MassHunter\Data\2021\am 27-28\030921\QuantResults\mdq2.batch.bin
Last Cal. Update 3/15/2021 7:21 AM
Analyst Name ISP\datastor
Analyte Methamphetamine **Internal Standard** **Methamphetamine-D11**

Methamphetamine - 8 Levels, 7 Levels Used, 8 Points, 7 Points Used, 5 QCs

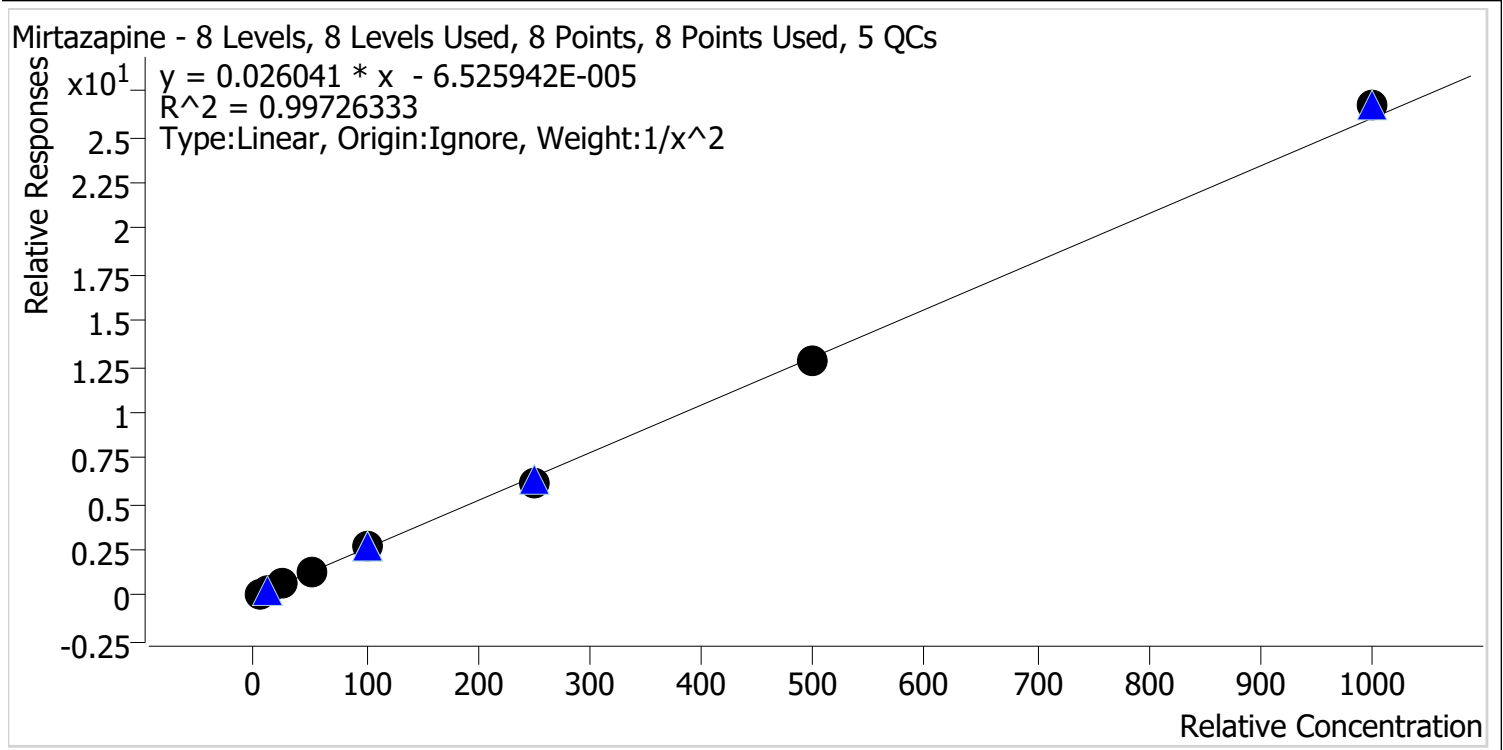


Sample	Level	Enabled	Expected Concentration	Final Concentration	Accuracy
cal 1 mdq	1	✓	5.0	4.8	96.3
cal 2 mdq	2	✓	10.0	10.3	102.7
cal 3 mdq	3	✓	25.0	26.3	105.3
cal 4 mdq	4	✓	50.0	56.4	112.9
cal 5 mdq	5	✓	100.0	104.6	104.6
cal 6 mdq	6	✓	250.0	236.1	94.5
cal 7 mdq	7	✓	500.0	418.3	83.7
cal 8 mdq	8	✗	1000.0	682.3	68.2

Compound Calibration Report

Byylee

Batch results D:\MassHunter\Data\2021\am 27-28\030921\QuantResults\mdq2.batch.bin
Last Cal. Update 3/15/2021 7:21 AM
Analyst Name ISP\datastor
Analyte Mirtazapine **Internal Standard** Methadone-D9



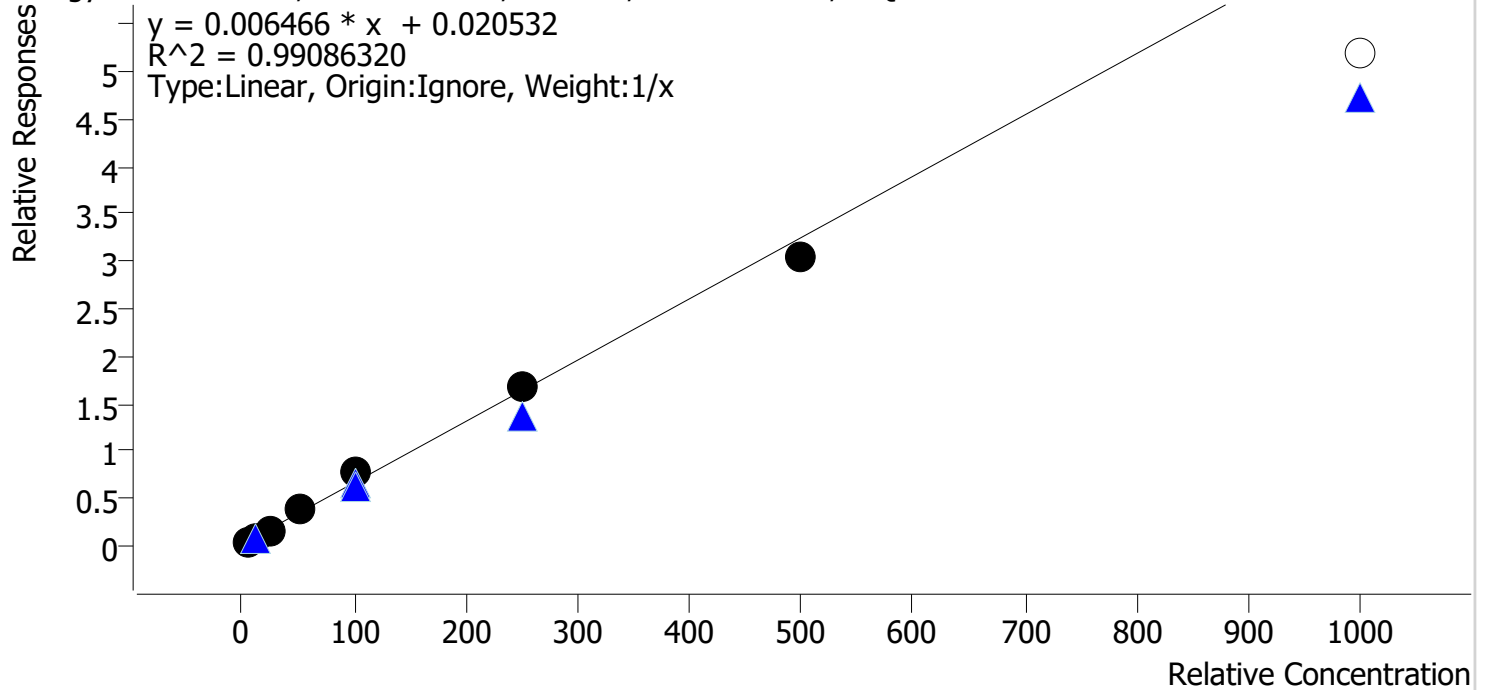
Sample	Level	Enabled	Expected Concentration	Final Concentration	Accuracy
cal 1 mdq	1	✓	5.0	5.1	103.0
cal 2 mdq	2	✓	10.0	9.4	94.2
cal 3 mdq	3	✓	25.0	24.0	96.1
cal 4 mdq	4	✓	50.0	52.9	105.8
cal 5 mdq	5	✓	100.0	104.4	104.4
cal 6 mdq	6	✓	250.0	237.1	94.8
cal 7 mdq	7	✓	500.0	495.4	99.1
cal 8 mdq	8	✓	1000.0	1026.3	102.6

Compound Calibration Report

Byylee

Batch results D:\MassHunter\Data\2021\am 27-28\030921\QuantResults\mdq2.batch.bin
Last Cal. Update 3/15/2021 7:21 AM
Analyst Name ISP\datastor
Analyte Mitragynine **Internal Standard** EDDP-D3

Mitragynine - 8 Levels, 7 Levels Used, 8 Points, 7 Points Used, 5 QCs



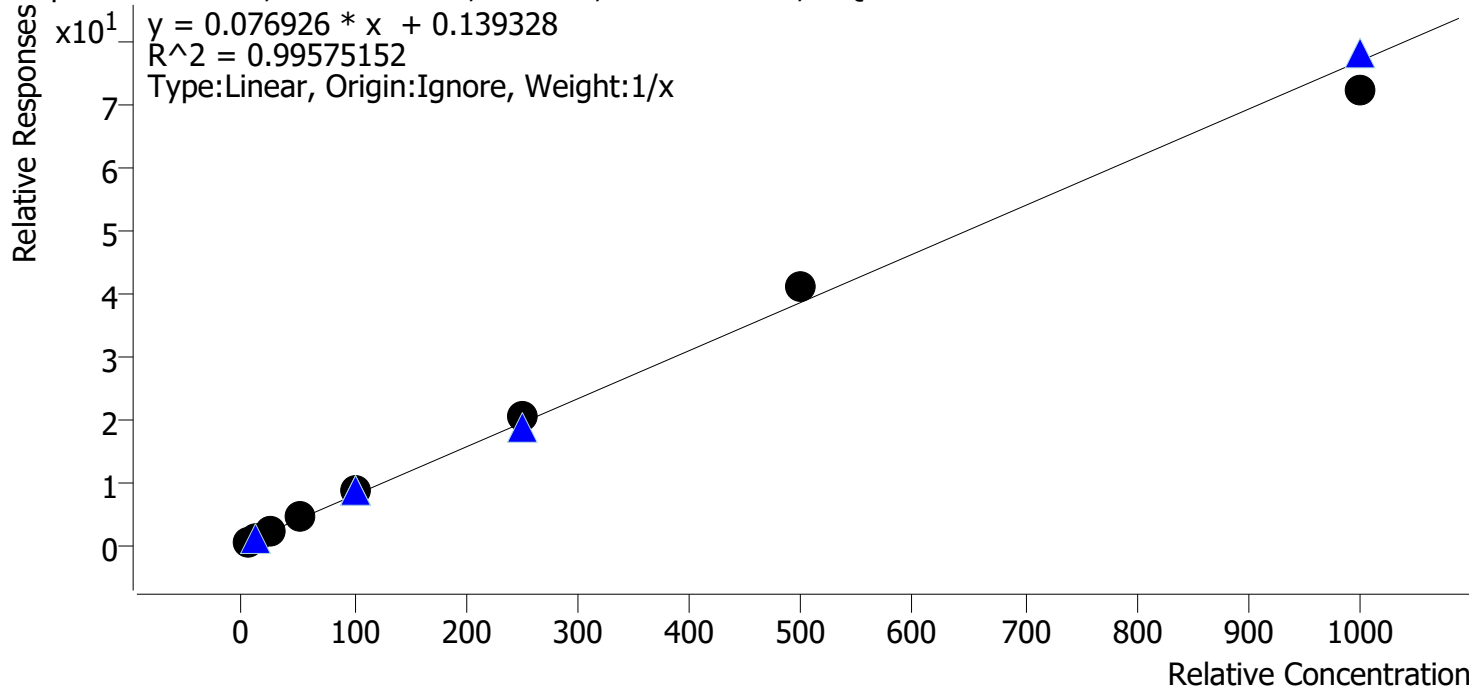
Sample	Level	Enabled	Expected Concentration	Final Concentration	Accuracy
cal 1 mdq	1	✓	5.0	3.7	73.3
cal 2 mdq	2	✓	10.0	10.6	106.0
cal 3 mdq	3	✓	25.0	22.8	91.2
cal 4 mdq	4	✓	50.0	56.5	113.0
cal 5 mdq	5	✓	100.0	119.2	119.2
cal 6 mdq	6	✓	250.0	259.1	103.6
cal 7 mdq	7	✓	500.0	468.2	93.6
cal 8 mdq	8	x	1000.0	800.1	80.0

Compound Calibration Report

Byylee

Batch results D:\MassHunter\Data\2021\am 27-28\030921\QuantResults\mdq2.batch.bin
Last Cal. Update 3/15/2021 7:21 AM
Analyst Name ISP\datastor
Analyte Morphine **Internal Standard** Morphine-D6

Morphine - 8 Levels, 8 Levels Used, 8 Points, 8 Points Used, 5 QCs

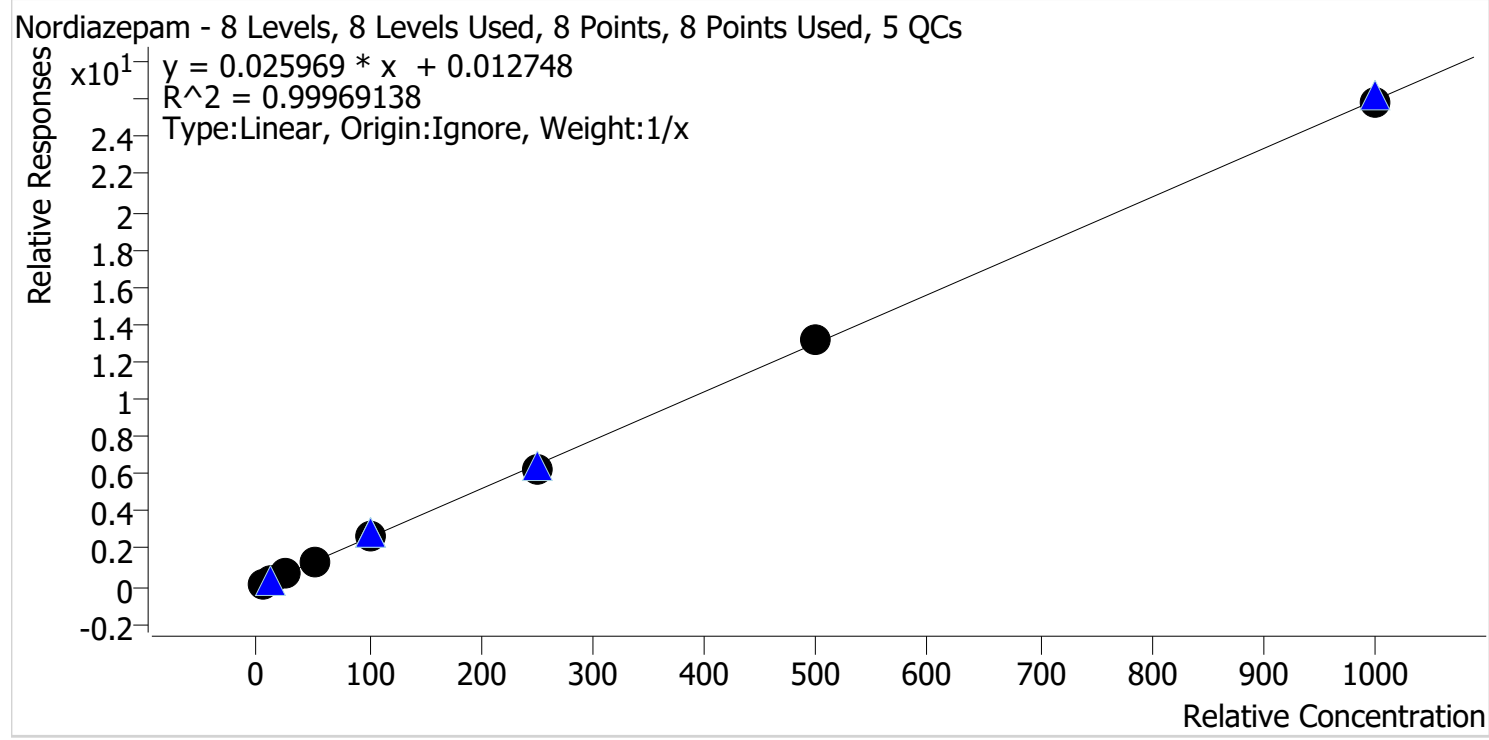


Sample	Level	Enabled	Expected Concentration	Final Concentration	Accuracy
cal 1 mdq	1	✓	5.0	3.8	75.5
cal 2 mdq	2	✓	10.0	10.0	100.1
cal 3 mdq	3	✓	25.0	24.6	98.6
cal 4 mdq	4	✓	50.0	56.0	111.9
cal 5 mdq	5	✓	100.0	107.7	107.7
cal 6 mdq	6	✓	250.0	264.5	105.8
cal 7 mdq	7	✓	500.0	530.3	106.1
cal 8 mdq	8	✓	1000.0	943.0	94.3

Compound Calibration Report

Boyle

Batch results D:\MassHunter\Data\2021\am 27-28\030921\QuantResults\mdq2.batch.bin
Last Cal. Update 3/15/2021 7:21 AM
Analyst Name ISP\datastor
Analyte Nordiazepam **Internal Standard** Nordiazepam-D5

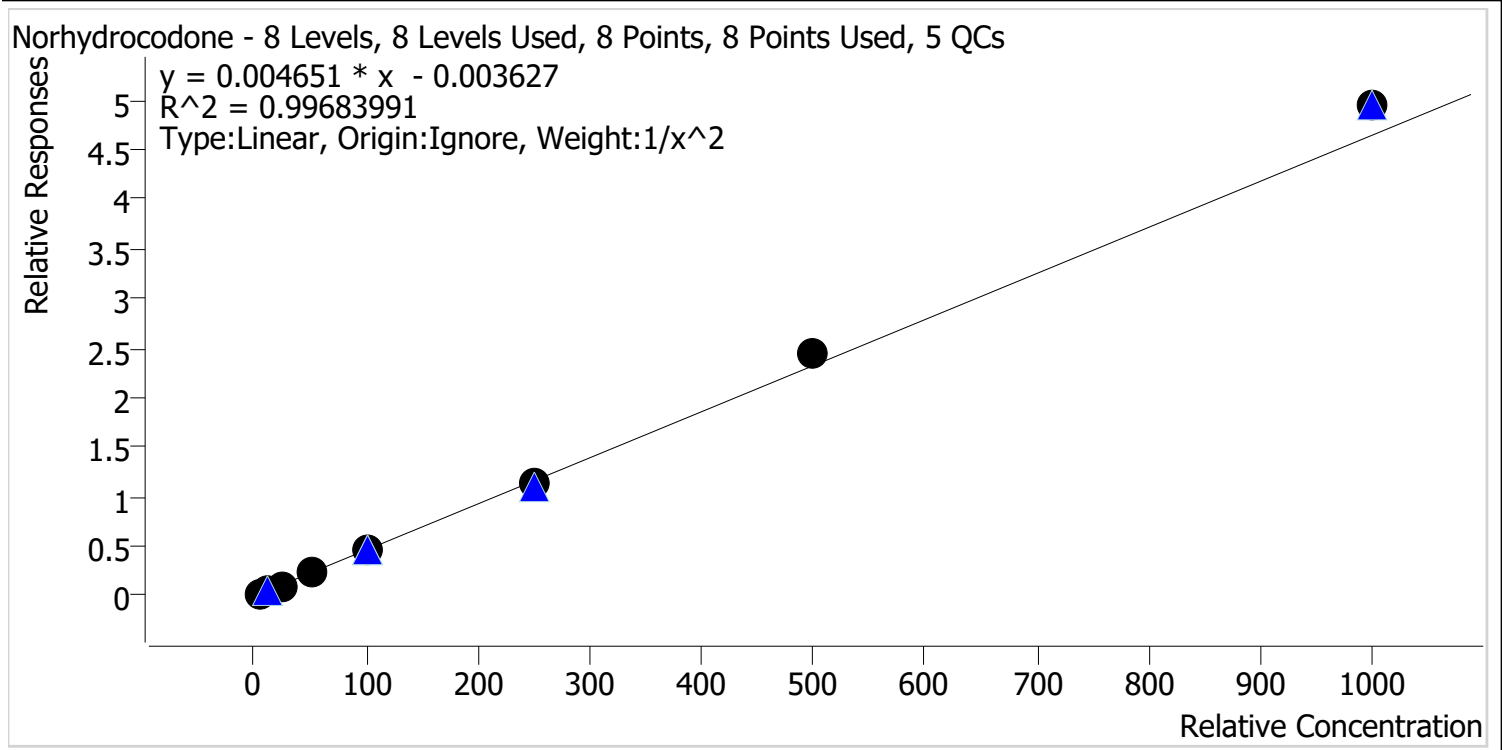


Sample	Level	Enabled	Expected Concentration	Final Concentration	Accuracy
cal 1 mdq	1	✓	5.0	4.9	98.6
cal 2 mdq	2	✓	10.0	9.7	97.1
cal 3 mdq	3	✓	25.0	24.9	99.5
cal 4 mdq	4	✓	50.0	52.8	105.7
cal 5 mdq	5	✓	100.0	100.4	100.4
cal 6 mdq	6	✓	250.0	243.6	97.5
cal 7 mdq	7	✓	500.0	509.4	101.9
cal 8 mdq	8	✓	1000.0	994.2	99.4

Compound Calibration Report

Boyle

Batch results D:\MassHunter\Data\2021\am 27-28\030921\QuantResults\mdq2.batch.bin
Last Cal. Update 3/15/2021 7:21 AM
Analyst Name ISP\datastor
Analyte Norhydrocodone **Internal Standard** Norhydrocodone-D3

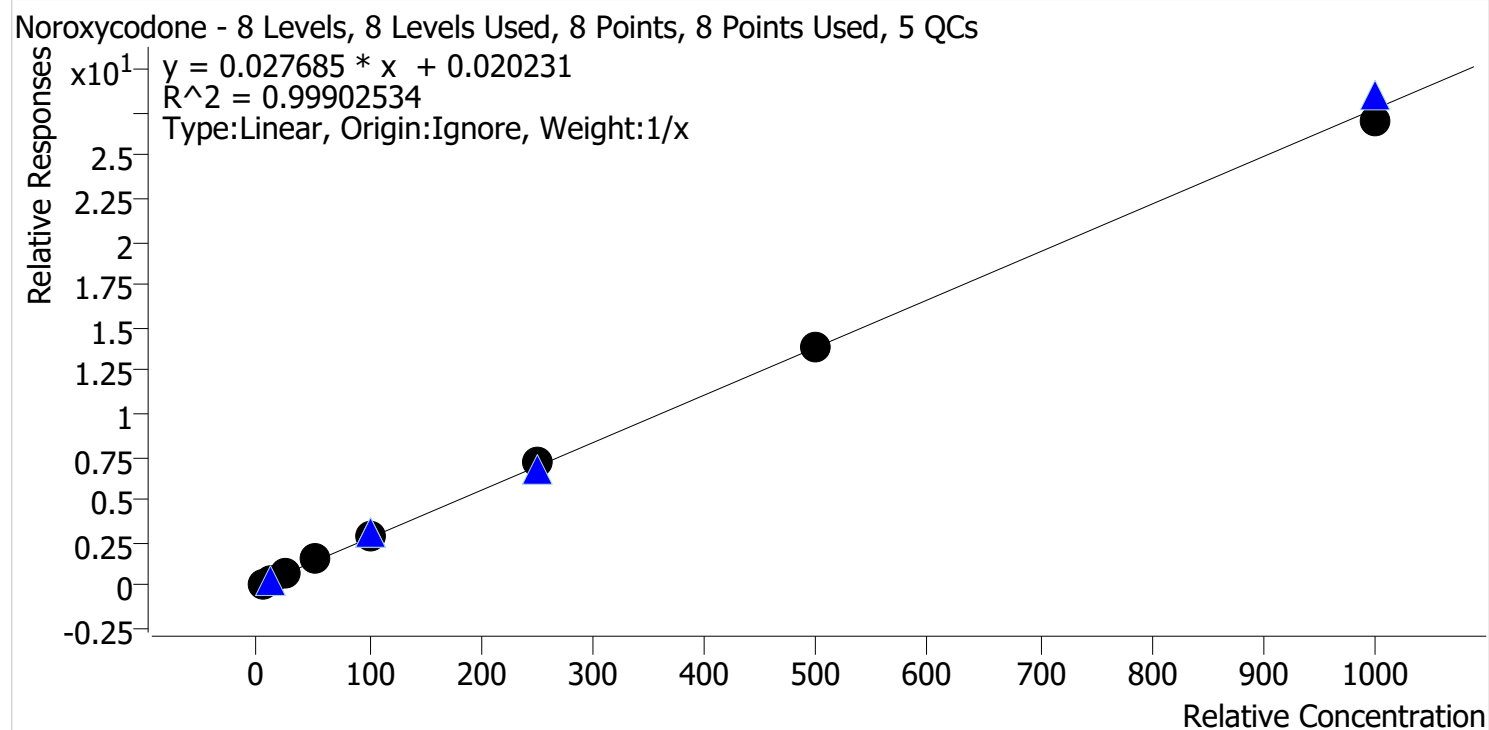


Sample	Level	Enabled	Expected Concentration	Final Concentration	Accuracy
cal 1 mdq	1	✓	5.0	5.1	102.7
cal 2 mdq	2	✓	10.0	9.8	98.5
cal 3 mdq	3	✓	25.0	22.6	90.2
cal 4 mdq	4	✓	50.0	50.0	99.9
cal 5 mdq	5	✓	100.0	98.8	98.8
cal 6 mdq	6	✓	250.0	247.8	99.1
cal 7 mdq	7	✓	500.0	522.7	104.5
cal 8 mdq	8	✓	1000.0	1062.3	106.2

Compound Calibration Report

Byylee

Batch results D:\MassHunter\Data\2021\am 27-28\030921\QuantResults\mdq2.batch.bin
Last Cal. Update 3/15/2021 7:21 AM
Analyst Name ISP\datastor
Analyte Noroxycodone **Internal Standard** Noroxycodone-D3



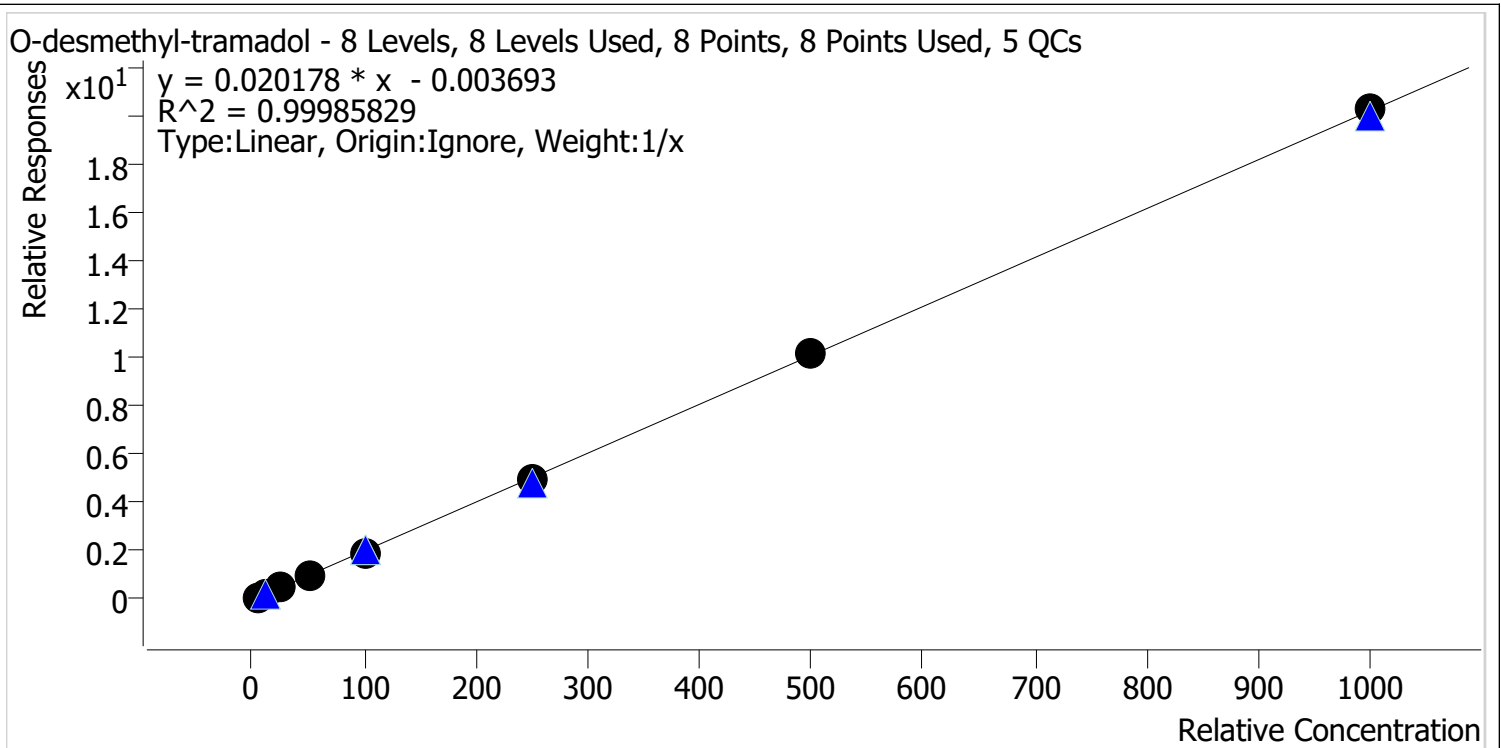
Sample	Level	Enabled	Expected Concentration	Final Concentration	Accuracy
cal 1 mdq	1	✓	5.0	4.4	87.6
cal 2 mdq	2	✓	10.0	9.7	96.9
cal 3 mdq	3	✓	25.0	24.7	98.7
cal 4 mdq	4	✓	50.0	54.9	109.8
cal 5 mdq	5	✓	100.0	104.1	104.1
cal 6 mdq	6	✓	250.0	261.4	104.6
cal 7 mdq	7	✓	500.0	502.4	100.5
cal 8 mdq	8	✓	1000.0	978.5	97.9

Compound Calibration Report

Byylee

Batch results D:\MassHunter\Data\2021\am 27-28\030921\QuantResults\mdq2.batch.bin
Last Cal. Update 3/15/2021 7:21 AM
Analyst Name ISP\datastor
Analyte O-desmethyl-tramadol

Internal Standard O-desmethyl-tramadol-D6

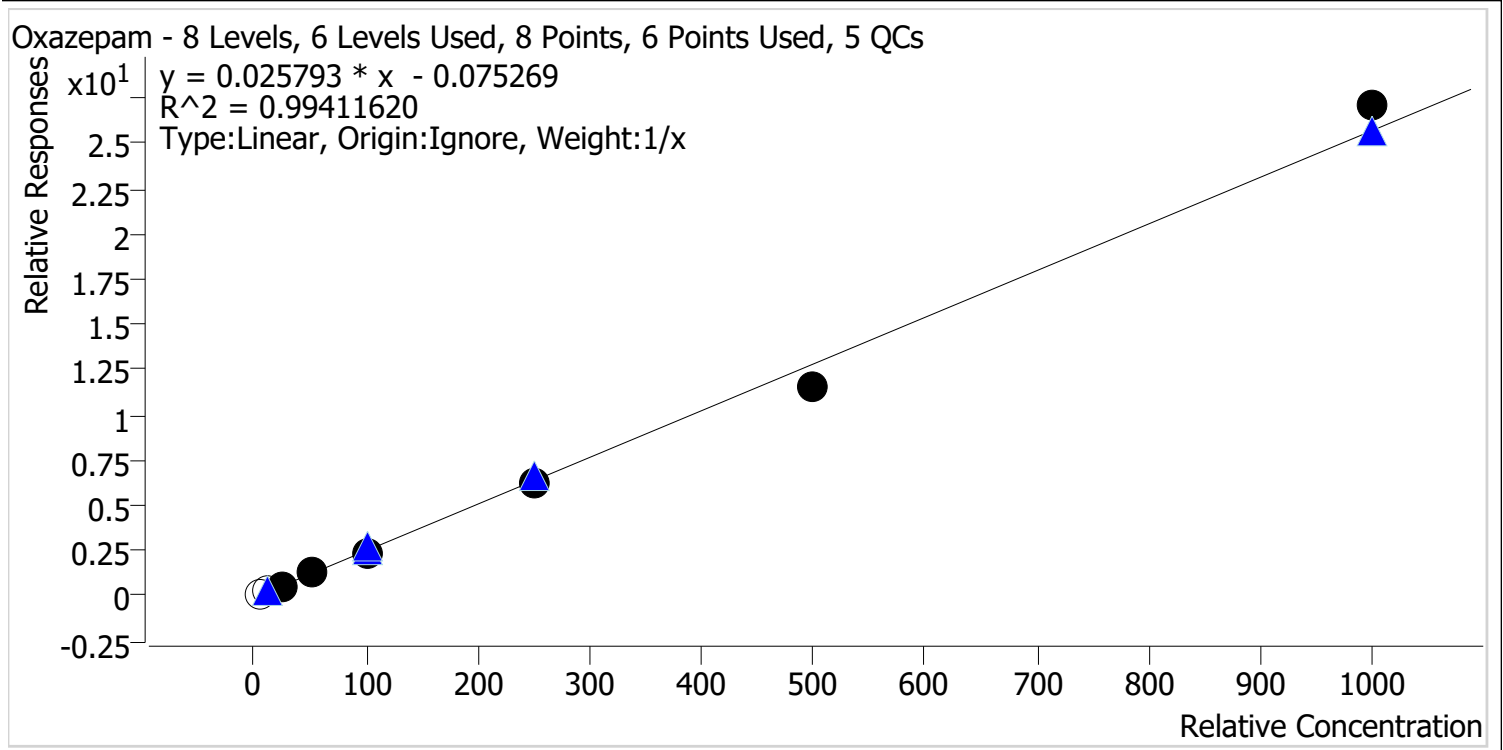


Sample	Level	Enabled	Expected Concentration	Final Concentration	Accuracy
cal 1 mdq	1	✓	5.0	5.2	103.9
cal 2 mdq	2	✓	10.0	10.0	100.4
cal 3 mdq	3	✓	25.0	23.9	95.6
cal 4 mdq	4	✓	50.0	51.5	103.0
cal 5 mdq	5	✓	100.0	98.1	98.1
cal 6 mdq	6	✓	250.0	245.3	98.1
cal 7 mdq	7	✓	500.0	502.7	100.5
cal 8 mdq	8	✓	1000.0	1003.2	100.3

Compound Calibration Report

Byylee

Batch results D:\MassHunter\Data\2021\am 27-28\030921\QuantResults\mdq2.batch.bin
Last Cal. Update 3/15/2021 7:21 AM
Analyst Name ISP\datastor
Analyte Oxazepam **Internal Standard** Oxazepam-D5



Sample	Level	Enabled	Expected Concentration	Final Concentration	Accuracy
cal 1 mdq	1	x	5.0	8.0	159.8
cal 2 mdq	2	x	10.0	11.7	116.5
cal 3 mdq	3	✓	25.0	24.7	98.8
cal 4 mdq	4	✓	50.0	55.3	110.5
cal 5 mdq	5	✓	100.0	97.9	97.9
cal 6 mdq	6	✓	250.0	243.6	97.4
cal 7 mdq	7	✓	500.0	450.0	90.0
cal 8 mdq	8	✓	1000.0	1053.5	105.4

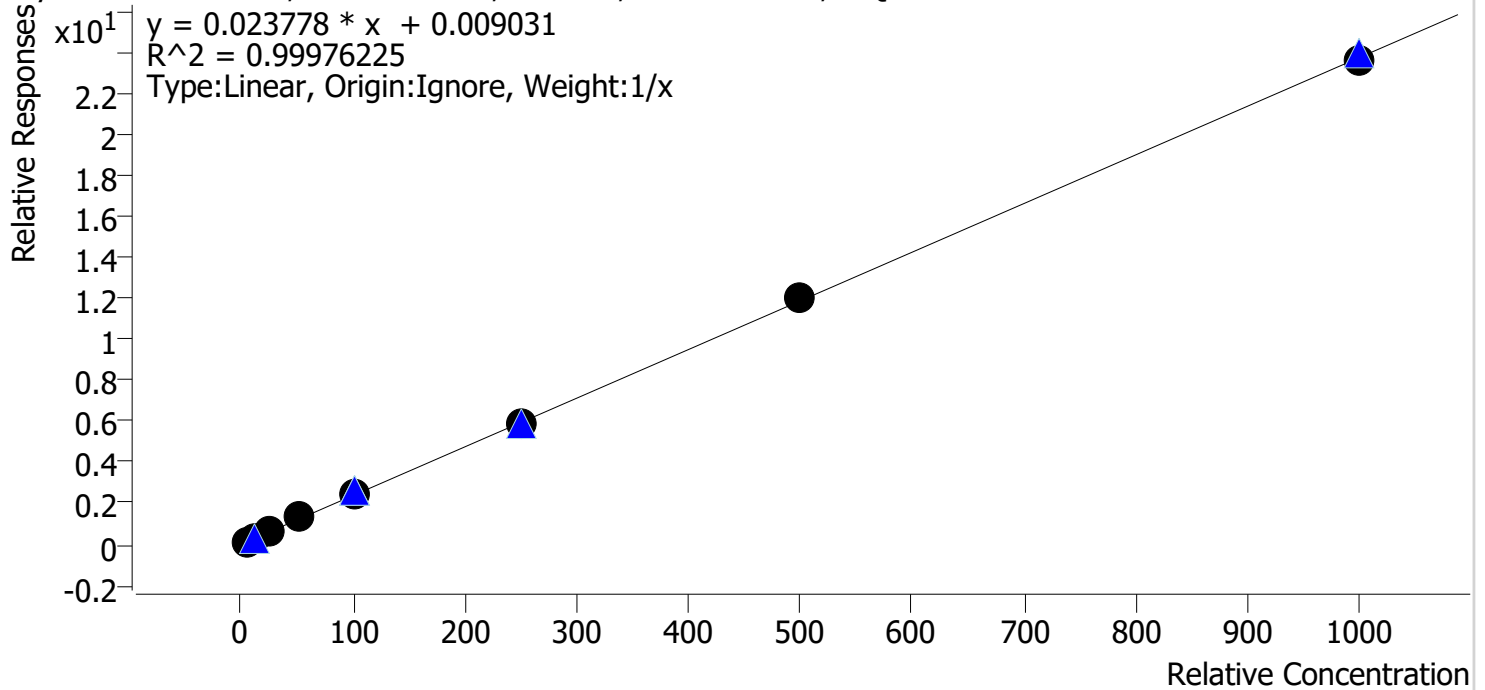
Compound Calibration Report

Byylee

Batch results D:\MassHunter\Data\2021\am 27-28\030921\QuantResults\mdq2.batch.bin
Last Cal. Update 3/15/2021 7:21 AM
Analyst Name ISP\datastor
Analyte Oxycodone

Internal Standard Oxycodone-D6

Oxycodone - 8 Levels, 8 Levels Used, 8 Points, 8 Points Used, 5 QCs



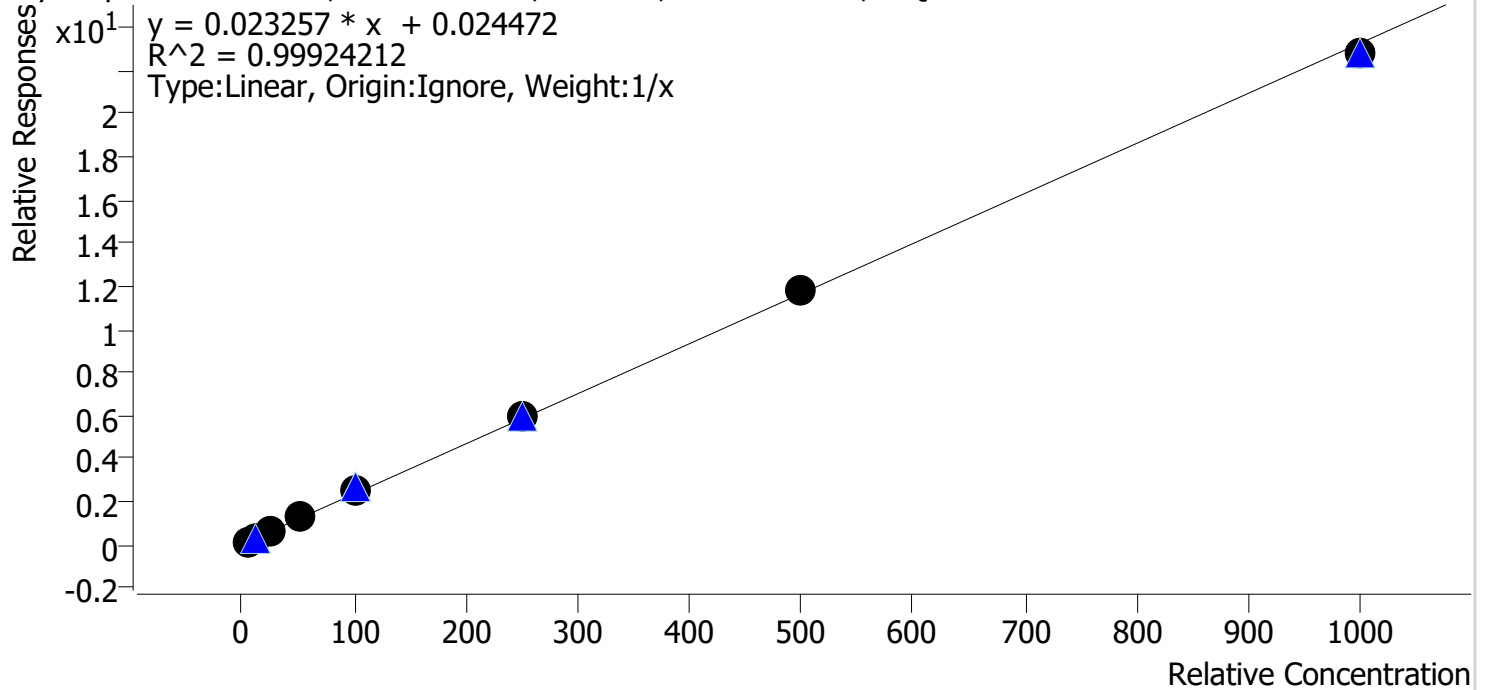
Sample	Level	Enabled	Expected Concentration	Final Concentration	Accuracy
cal 1 mdq	1	✓	5.0	4.9	98.2
cal 2 mdq	2	✓	10.0	9.6	95.8
cal 3 mdq	3	✓	25.0	24.5	98.2
cal 4 mdq	4	✓	50.0	53.2	106.4
cal 5 mdq	5	✓	100.0	102.8	102.8
cal 6 mdq	6	✓	250.0	245.8	98.3
cal 7 mdq	7	✓	500.0	503.2	100.6
cal 8 mdq	8	✓	1000.0	995.8	99.6

Compound Calibration Report

Byylee

Batch results D:\MassHunter\Data\2021\am 27-28\030921\QuantResults\mdq2.batch.bin
Last Cal. Update 3/15/2021 7:21 AM
Analyst Name ISP\datastor
Analyte Oxymorphone **Internal Standard** Oxymorphone-D3

Oxymorphone - 8 Levels, 8 Levels Used, 8 Points, 8 Points Used, 5 QCs



Sample	Level	Enabled	Expected Concentration	Final Concentration	Accuracy
cal 1 mdq	1	✓	5.0	4.5	89.3
cal 2 mdq	2	✓	10.0	9.7	96.8
cal 3 mdq	3	✓	25.0	24.7	98.8
cal 4 mdq	4	✓	50.0	54.5	109.0
cal 5 mdq	5	✓	100.0	104.8	104.8
cal 6 mdq	6	✓	250.0	254.7	101.9
cal 7 mdq	7	✓	500.0	507.9	101.6
cal 8 mdq	8	✓	1000.0	979.3	97.9

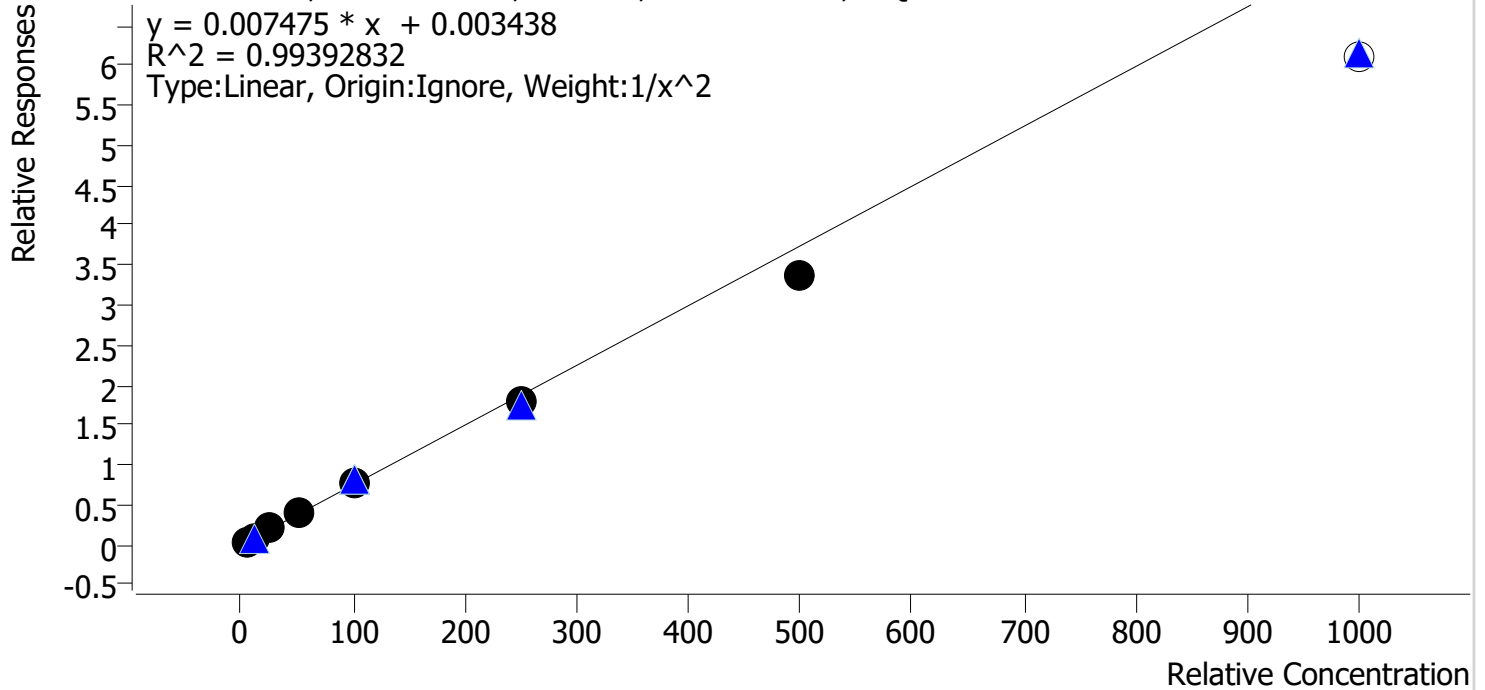
Compound Calibration Report

Byylee

Batch results D:\MassHunter\Data\2021\am 27-28\030921\QuantResults\mdq2.batch.bin
Last Cal. Update 3/15/2021 7:21 AM
Analyst Name ISP\datastor
Analyte Phentermine

Internal Standard Phentermine-D5

Phentermine - 8 Levels, 7 Levels Used, 8 Points, 7 Points Used, 5 QCs



Sample	Level	Enabled	Expected Concentration	Final Concentration	Accuracy
cal 1 mdq	1	✓	5.0	4.8	96.6
cal 2 mdq	2	✓	10.0	10.4	103.7
cal 3 mdq	3	✓	25.0	25.8	103.3
cal 4 mdq	4	✓	50.0	54.3	108.7
cal 5 mdq	5	✓	100.0	103.5	103.5
cal 6 mdq	6	✓	250.0	236.6	94.7
cal 7 mdq	7	✓	500.0	447.6	89.5
cal 8 mdq	8	✗	1000.0	815.2	81.5

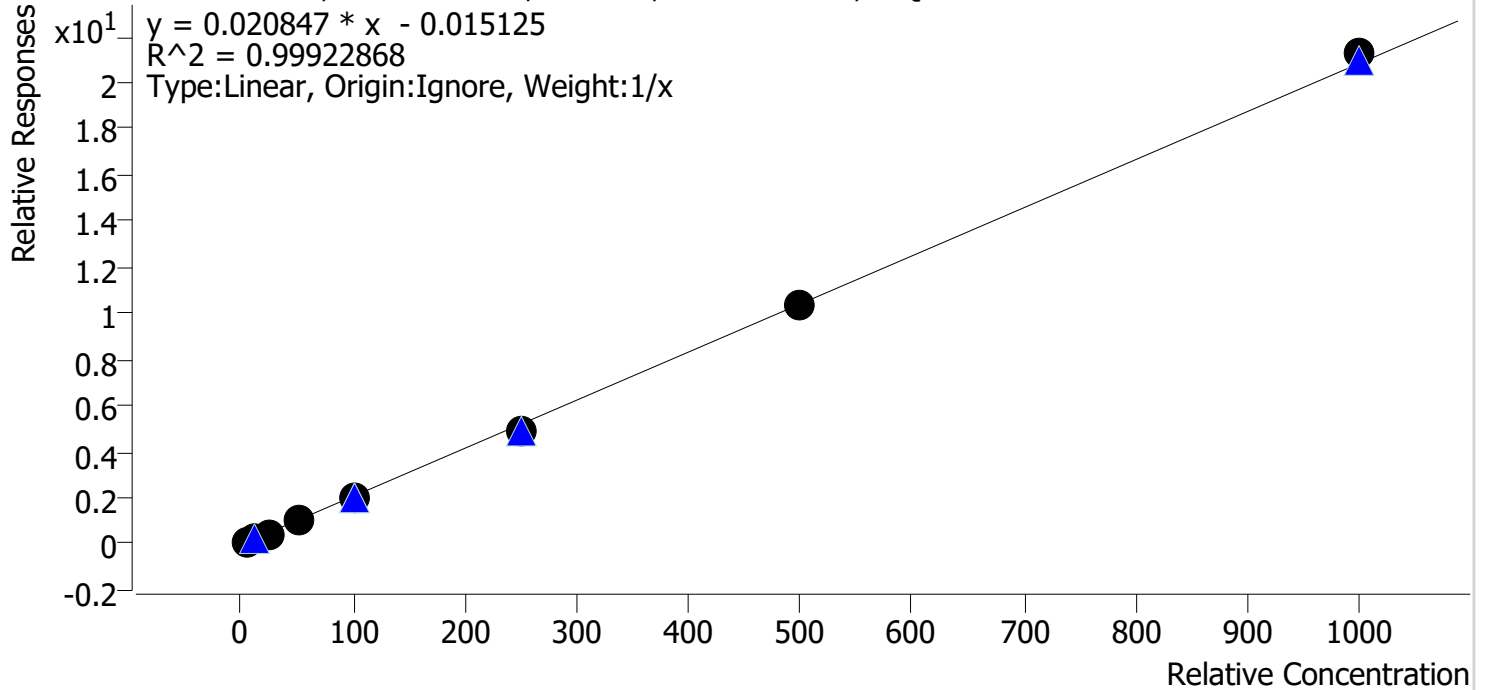
Compound Calibration Report

Byylee

Batch results D:\MassHunter\Data\2021\am 27-28\030921\QuantResults\mdq2.batch.bin
Last Cal. Update 3/15/2021 7:21 AM
Analyst Name ISP\datastor
Analyte Promethazine

Internal Standard Promethazine-D3

Promethazine - 8 Levels, 8 Levels Used, 8 Points, 8 Points Used, 5 QCs



Sample	Level	Enabled	Expected Concentration	Final Concentration	Accuracy
cal 1 mdq	1	✓	5.0	5.6	112.6
cal 2 mdq	2	✓	10.0	10.1	100.6
cal 3 mdq	3	✓	25.0	23.5	94.1
cal 4 mdq	4	✓	50.0	50.1	100.2
cal 5 mdq	5	✓	100.0	96.0	96.0
cal 6 mdq	6	✓	250.0	237.8	95.1
cal 7 mdq	7	✓	500.0	496.3	99.3
cal 8 mdq	8	✓	1000.0	1020.5	102.1

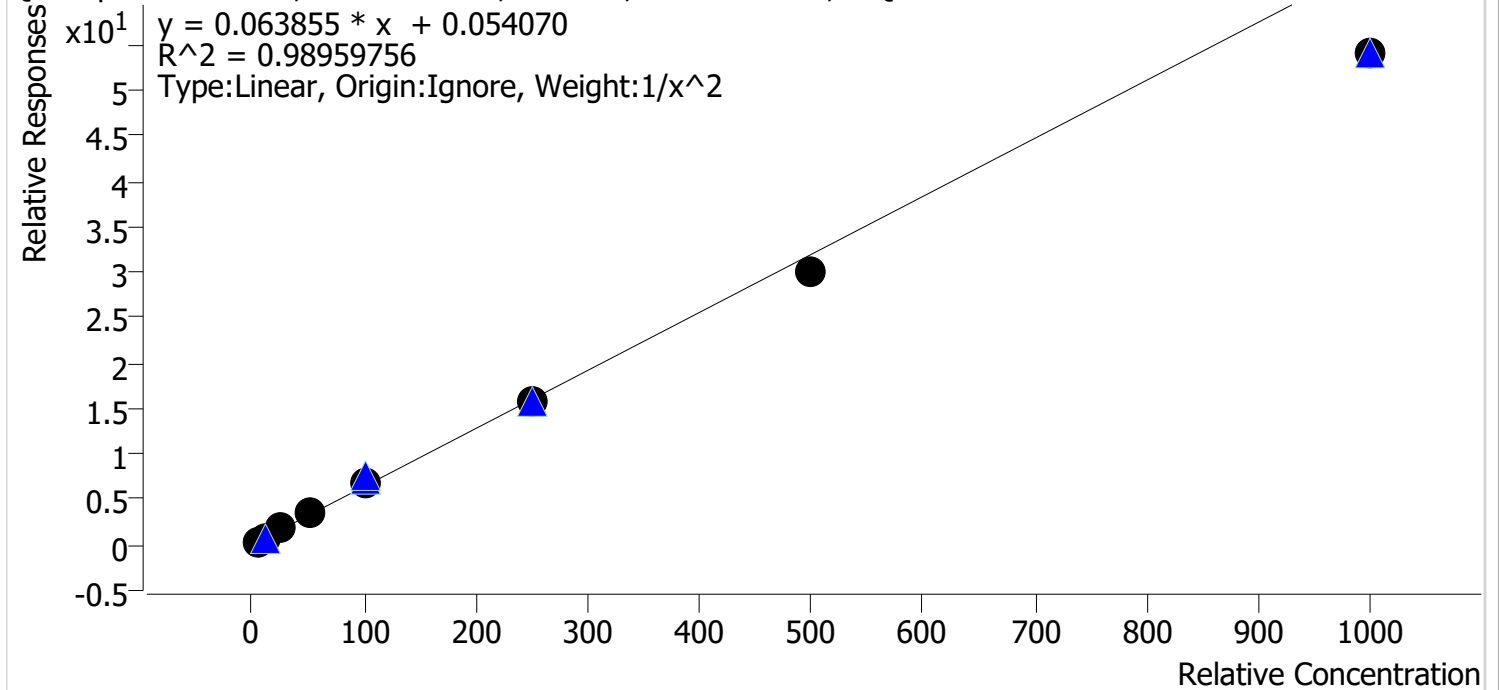
Compound Calibration Report

Byylee

Batch results D:\MassHunter\Data\2021\am 27-28\030921\QuantResults\mdq2.batch.bin
Last Cal. Update 3/15/2021 7:21 AM
Analyst Name ISP\datastor
Analyte Quetiapine

Internal Standard Quetiapine-D8

Quetiapine - 8 Levels, 8 Levels Used, 8 Points, 8 Points Used, 5 QCs



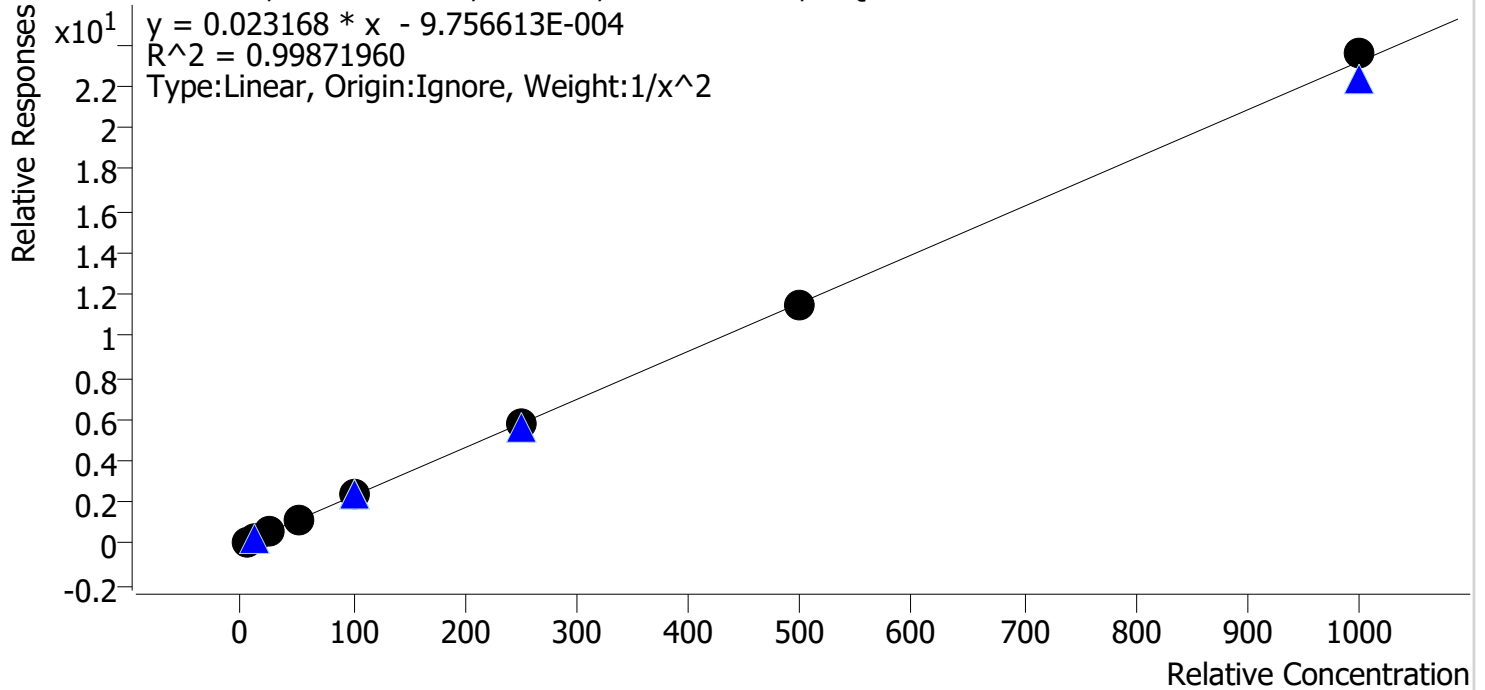
Sample	Level	Enabled	Expected Concentration	Final Concentration	Accuracy
cal 1 mdq	1	✓	5.0	4.8	95.6
cal 2 mdq	2	✓	10.0	10.3	103.4
cal 3 mdq	3	✓	25.0	26.7	106.8
cal 4 mdq	4	✓	50.0	56.0	112.1
cal 5 mdq	5	✓	100.0	106.6	106.6
cal 6 mdq	6	✓	250.0	243.5	97.4
cal 7 mdq	7	✓	500.0	468.2	93.6
cal 8 mdq	8	✓	1000.0	844.9	84.5

Compound Calibration Report

Byylee

Batch results D:\MassHunter\Data\2021\am 27-28\030921\QuantResults\mdq2.batch.bin
Last Cal. Update 3/15/2021 7:21 AM
Analyst Name ISP\datastor
Analyte Sertraline **Internal Standard** Sertraline-D3

Sertraline - 8 Levels, 8 Levels Used, 8 Points, 8 Points Used, 5 QCs



Sample	Level	Enabled	Expected Concentration	Final Concentration	Accuracy
cal 1 mdq	1	✓	5.0	5.1	102.4
cal 2 mdq	2	✓	10.0	9.6	96.1
cal 3 mdq	3	✓	25.0	23.8	95.2
cal 4 mdq	4	✓	50.0	52.1	104.3
cal 5 mdq	5	✓	100.0	101.0	101.0
cal 6 mdq	6	✓	250.0	250.8	100.3
cal 7 mdq	7	✓	500.0	494.8	99.0
cal 8 mdq	8	✓	1000.0	1016.8	101.7

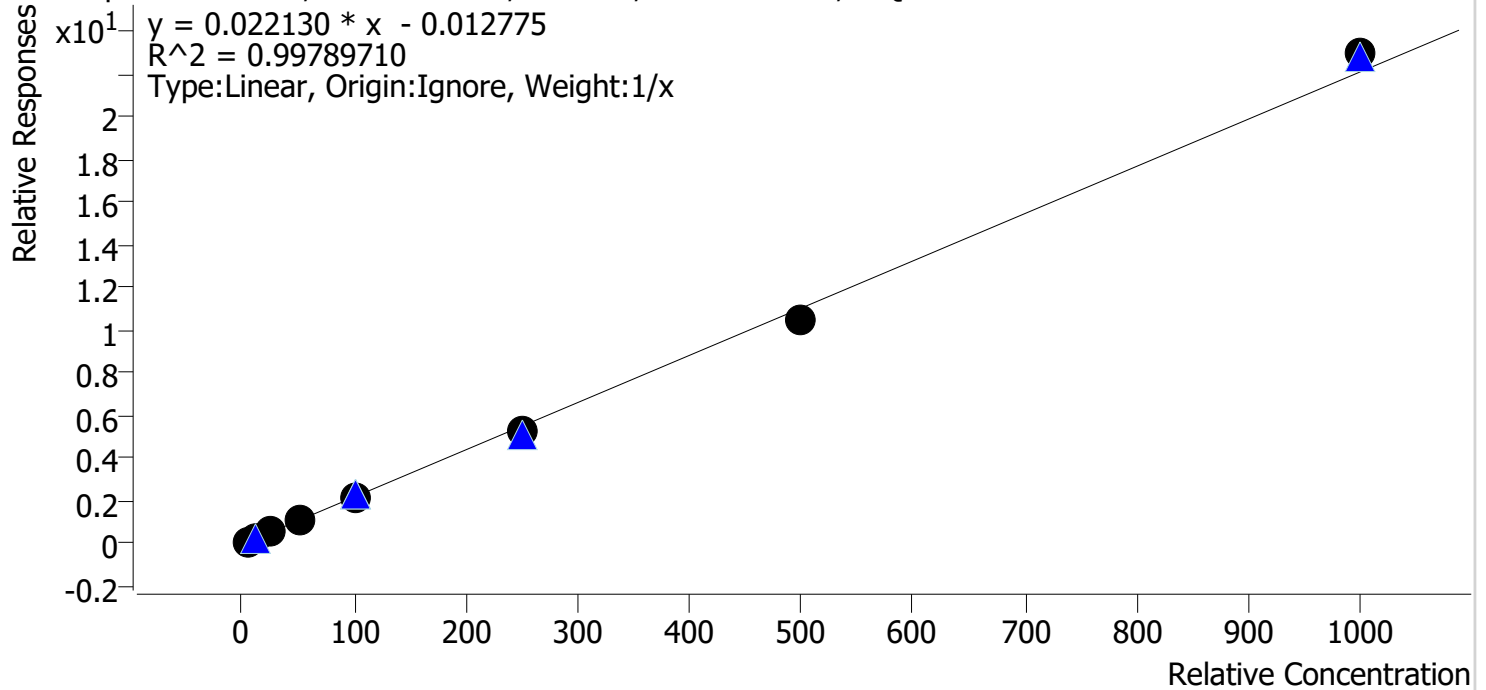
Compound Calibration Report

Byylee

Batch results D:\MassHunter\Data\2021\am 27-28\030921\QuantResults\mdq2.batch.bin
Last Cal. Update 3/15/2021 7:21 AM
Analyst Name ISP\datastor
Analyte Temazepam

Internal Standard Temazepam-D5

Temazepam - 8 Levels, 8 Levels Used, 8 Points, 8 Points Used, 5 QCs

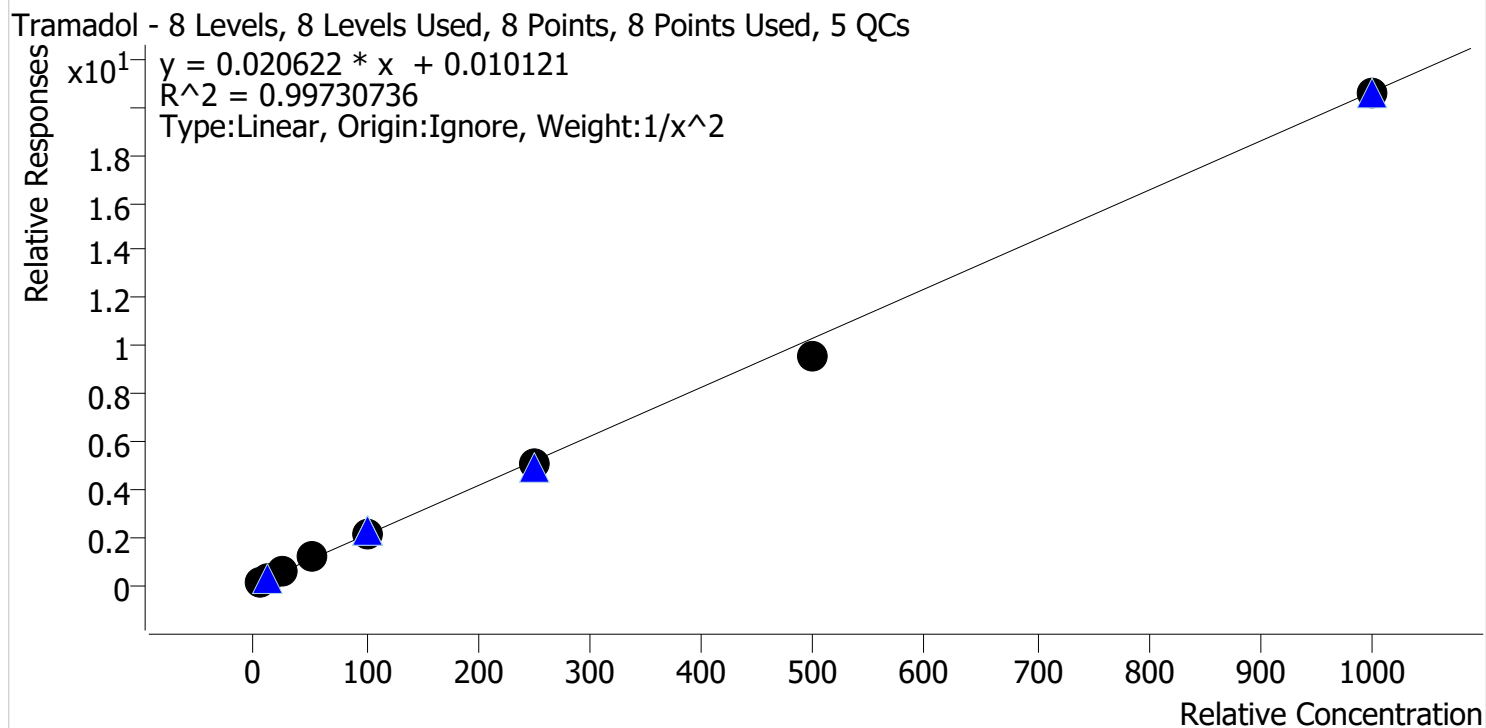


Sample	Level	Enabled	Expected Concentration	Final Concentration	Accuracy
cal 1 mdq	1	✓	5.0	5.3	106.3
cal 2 mdq	2	✓	10.0	10.0	100.0
cal 3 mdq	3	✓	25.0	24.2	96.9
cal 4 mdq	4	✓	50.0	52.4	104.8
cal 5 mdq	5	✓	100.0	97.8	97.8
cal 6 mdq	6	✓	250.0	239.6	95.8
cal 7 mdq	7	✓	500.0	471.8	94.4
cal 8 mdq	8	✓	1000.0	1038.8	103.9

Compound Calibration Report

Byylee

Batch results D:\MassHunter\Data\2021\am 27-28\030921\QuantResults\mdq2.batch.bin
Last Cal. Update 3/15/2021 7:21 AM
Analyst Name ISP\datastor
Analyte Tramadol **Internal Standard** **Tramadol-13C-D3**



Sample	Level	Enabled	Expected Concentration	Final Concentration	Accuracy
cal 1 mdq	1	✓	5.0	5.0	99.4
cal 2 mdq	2	✓	10.0	9.9	99.5
cal 3 mdq	3	✓	25.0	25.0	100.0
cal 4 mdq	4	✓	50.0	54.1	108.3
cal 5 mdq	5	✓	100.0	103.5	103.5
cal 6 mdq	6	✓	250.0	242.8	97.1
cal 7 mdq	7	✓	500.0	463.8	92.8
cal 8 mdq	8	✓	1000.0	994.6	99.5

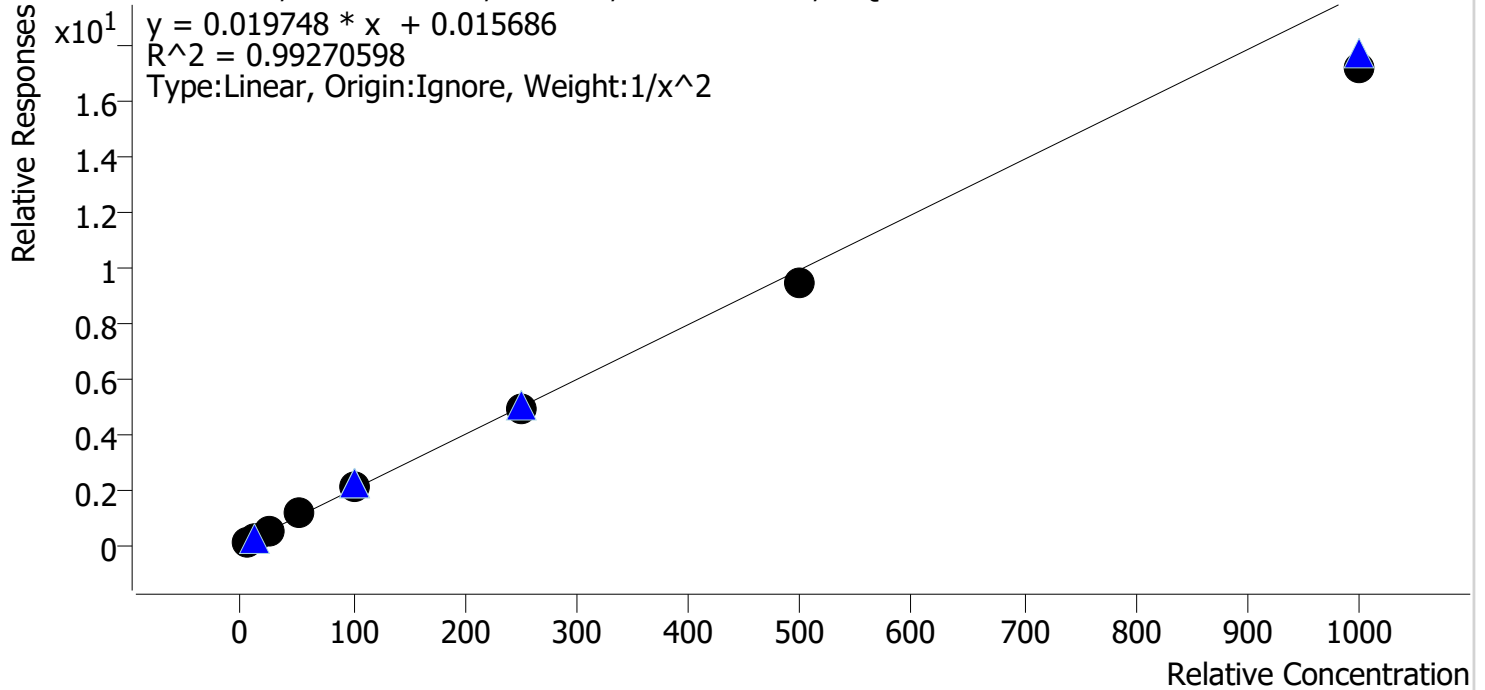
Compound Calibration Report

Byylee

Batch results D:\MassHunter\Data\2021\am 27-28\030921\QuantResults\mdq2.batch.bin
Last Cal. Update 3/15/2021 7:21 AM
Analyst Name ISP\datastor
Analyte Trazodone

Internal Standard Trazodone-D6

Trazodone - 8 Levels, 8 Levels Used, 8 Points, 8 Points Used, 5 QCs

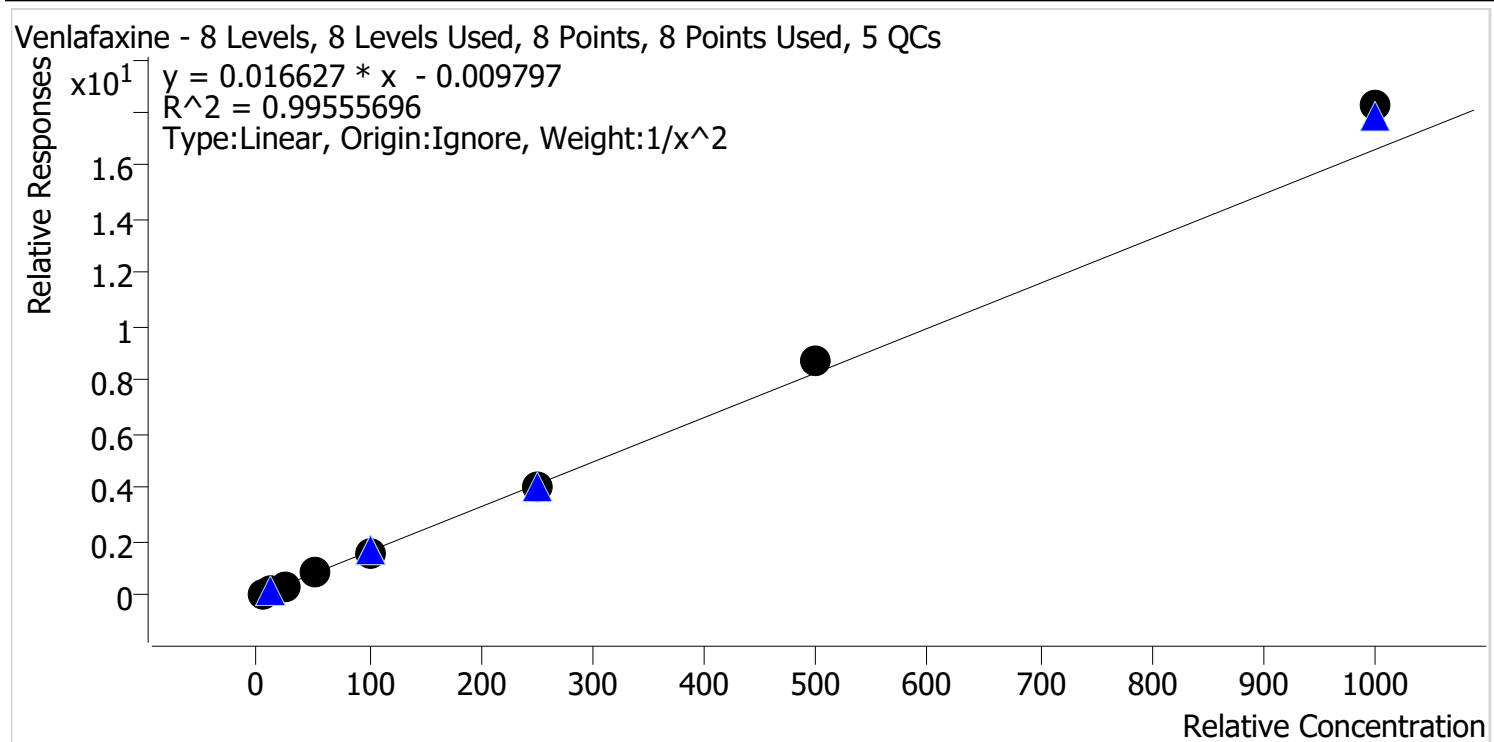


Sample	Level	Enabled	Expected Concentration	Final Concentration	Accuracy
cal 1 mdq	1	✓	5.0	4.8	96.4
cal 2 mdq	2	✓	10.0	10.4	103.7
cal 3 mdq	3	✓	25.0	25.7	102.8
cal 4 mdq	4	✓	50.0	55.5	111.0
cal 5 mdq	5	✓	100.0	105.3	105.3
cal 6 mdq	6	✓	250.0	246.7	98.7
cal 7 mdq	7	✓	500.0	478.9	95.8
cal 8 mdq	8	✓	1000.0	864.1	86.4

Compound Calibration Report

Byylee

Batch results D:\MassHunter\Data\2021\am 27-28\030921\QuantResults\mdq2.batch.bin
Last Cal. Update 3/15/2021 7:21 AM
Analyst Name ISP\datastor
Analyte Venlafaxine **Internal Standard** Venlafaxine-D6



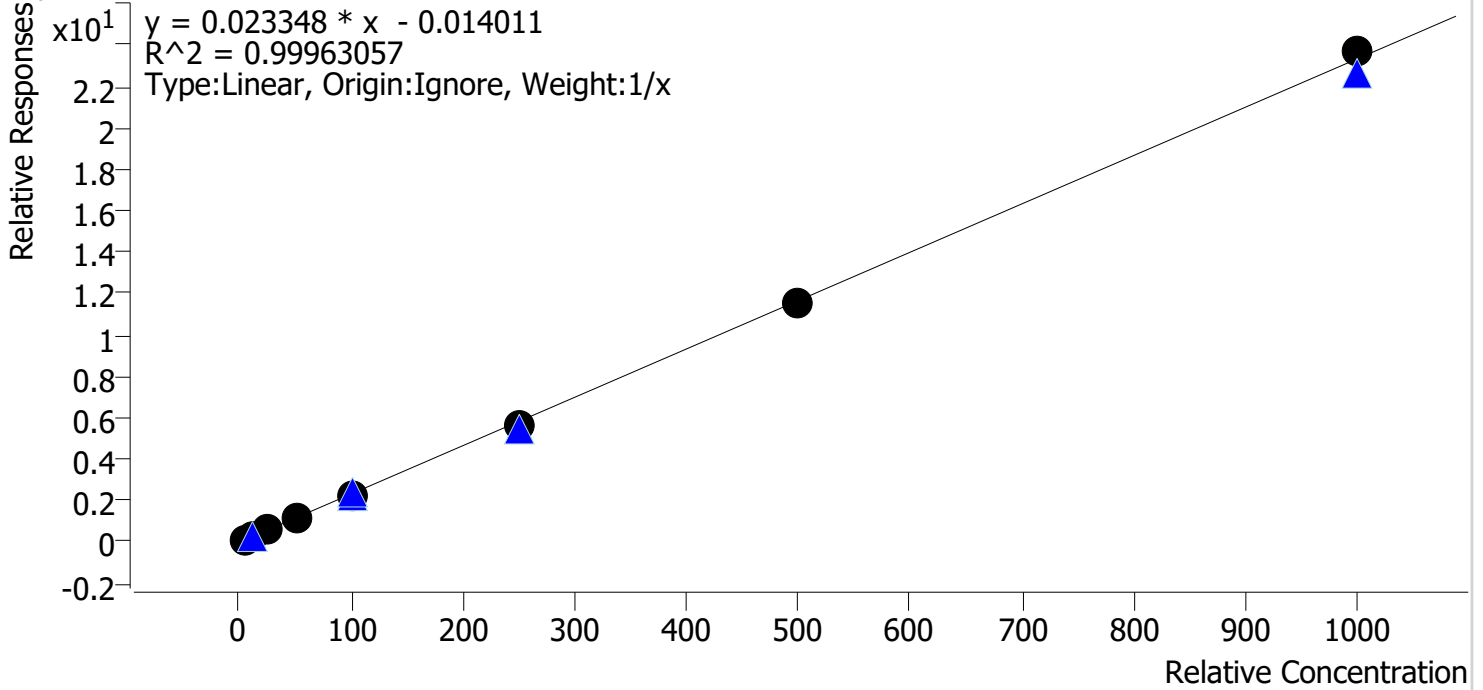
Sample	Level	Enabled	Expected Concentration	Final Concentration	Accuracy
cal 1 mdq	1	✓	5.0	5.2	103.7
cal 2 mdq	2	✓	10.0	9.6	96.3
cal 3 mdq	3	✓	25.0	22.9	91.6
cal 4 mdq	4	✓	50.0	49.6	99.1
cal 5 mdq	5	✓	100.0	96.8	96.8
cal 6 mdq	6	✓	250.0	244.2	97.7
cal 7 mdq	7	✓	500.0	524.7	104.9
cal 8 mdq	8	✓	1000.0	1098.4	109.8

Compound Calibration Report

Boyle

Batch results D:\MassHunter\Data\2021\am 27-28\030921\QuantResults\mdq2.batch.bin
Last Cal. Update 3/15/2021 7:21 AM
Analyst Name ISP\datastor
Analyte Zolpidem **Internal Standard** Zolpidem-D6

Zolpidem - 8 Levels, 8 Levels Used, 8 Points, 8 Points Used, 5 QCs



Sample	Level	Enabled	Expected Concentration	Final Concentration	Accuracy
cal 1 mdq	1	✓	5.0	5.3	107.0
cal 2 mdq	2	✓	10.0	10.4	103.9
cal 3 mdq	3	✓	25.0	23.4	93.8
cal 4 mdq	4	✓	50.0	50.2	100.4
cal 5 mdq	5	✓	100.0	97.0	97.0
cal 6 mdq	6	✓	250.0	244.1	97.6
cal 7 mdq	7	✓	500.0	494.5	98.9
cal 8 mdq	8	✓	1000.0	1015.1	101.5

Compound Calibration Report

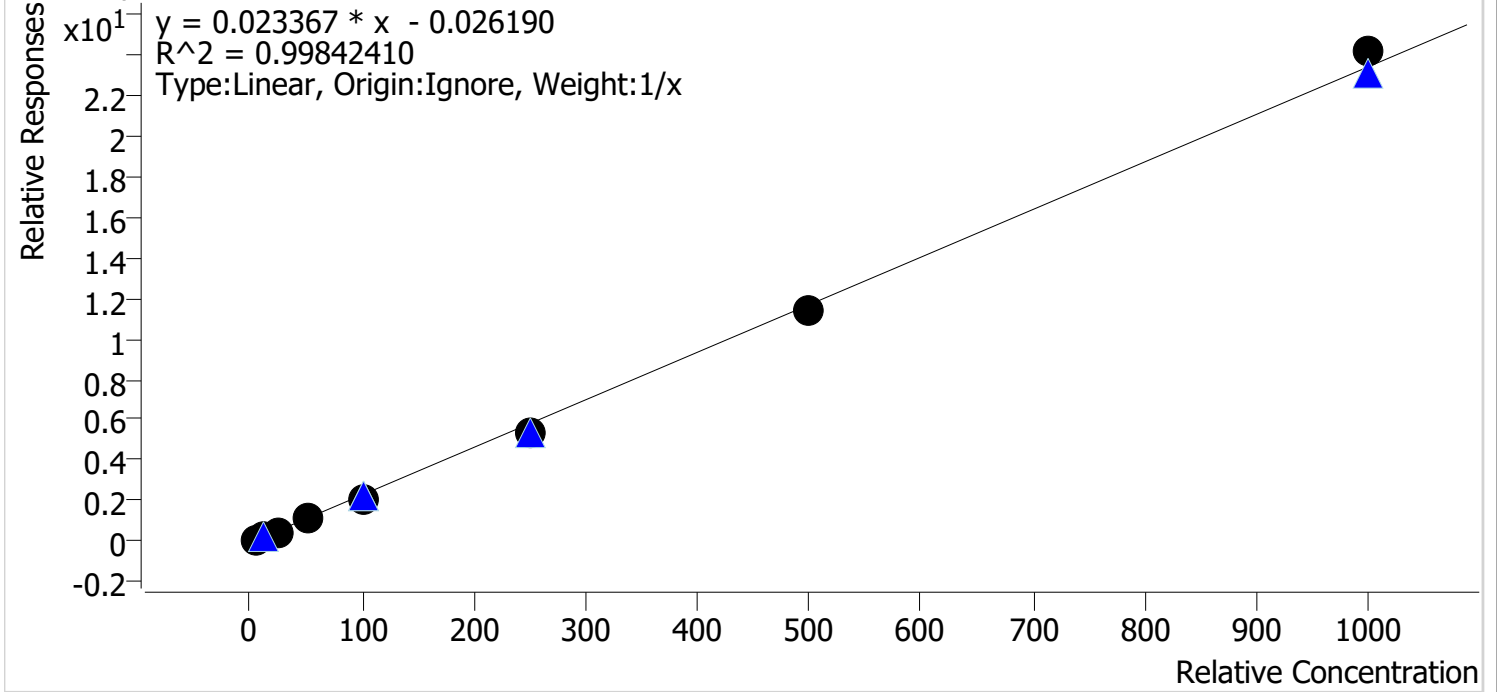
B. Wylee

Batch results D:\MassHunter\Data\2021\am 27-28\030921\QuantResults\mdq2.batch.bin
Last Cal. Update 3/15/2021 7:21 AM
Analyst Name ISP\datastor
Analyte Pseudoephedrine

Internal Standard

Pseudoephedrine-D3

Pseudoephedrine - 8 Levels, 8 Levels Used, 8 Points, 8 Points Used, 5 QCs



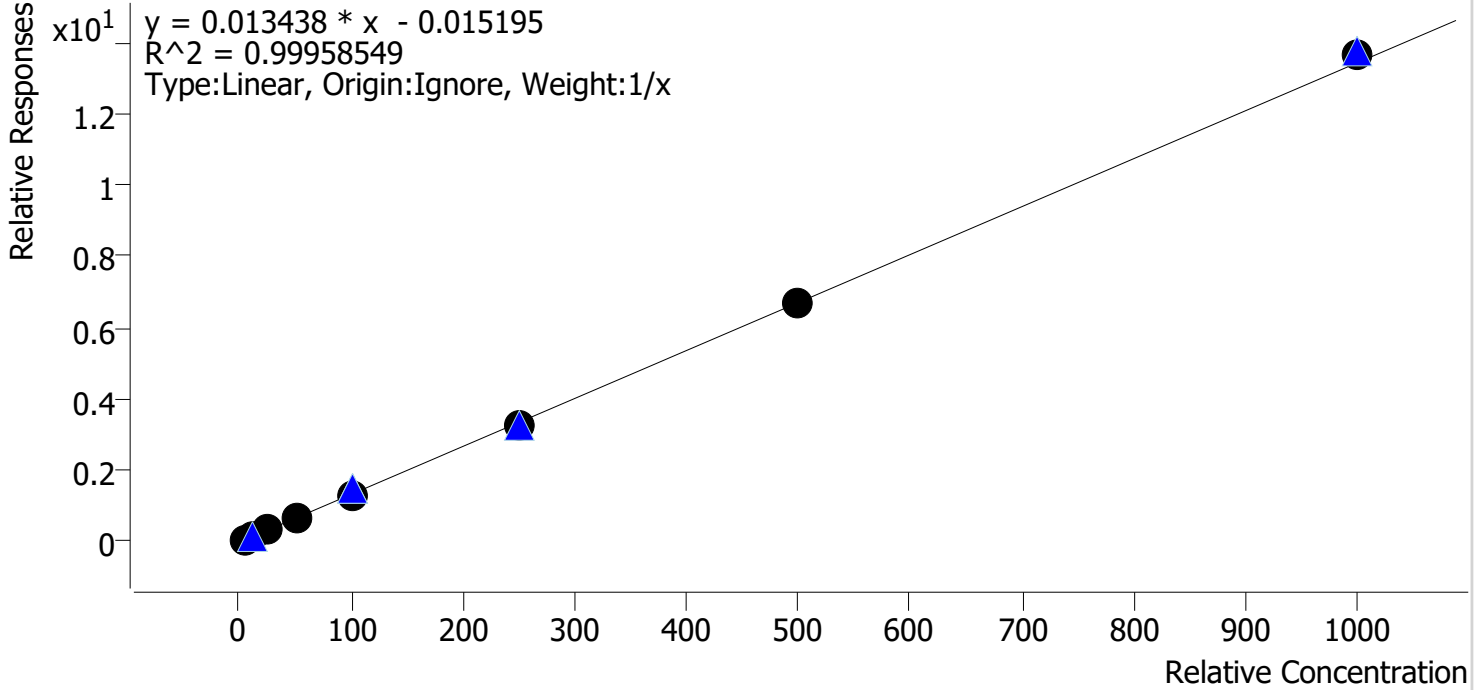
Sample	Level	Enabled	Expected Concentration	Final Concentration	Accuracy
cal 1 mdq	1	✓	5.0	5.8	115.7
cal 2 mdq	2	✓	10.0	10.3	103.0
cal 3 mdq	3	✓	25.0	23.5	94.0
cal 4 mdq	4	✓	50.0	49.2	98.4
cal 5 mdq	5	✓	100.0	93.8	93.8
cal 6 mdq	6	✓	250.0	234.3	93.7
cal 7 mdq	7	✓	500.0	491.0	98.2
cal 8 mdq	8	✓	1000.0	1032.1	103.2

Compound Calibration Report

Buylee

Batch results D:\MassHunter\Data\2021\am 27-28\030921\QuantResults\mdq2.batch.bin
Last Cal. Update 3/15/2021 7:21 AM
Analyst Name ISP\datastor
Analyte Levetiracetam **Internal Standard** Amphetamine-D11

Levetiracetam - 8 Levels, 8 Levels Used, 8 Points, 8 Points Used, 5 QCs



Sample	Level	Enabled	Expected Concentration	Final Concentration	Accuracy
cal 1 mdq	1	✓	5.0	5.4	107.8
cal 2 mdq	2	✓	10.0	10.3	102.8
cal 3 mdq	3	✓	25.0	24.7	99.0
cal 4 mdq	4	✓	50.0	48.8	97.7
cal 5 mdq	5	✓	100.0	93.6	93.6
cal 6 mdq	6	✓	250.0	245.4	98.2
cal 7 mdq	7	✓	500.0	498.5	99.7
cal 8 mdq	8	✓	1000.0	1013.2	101.3

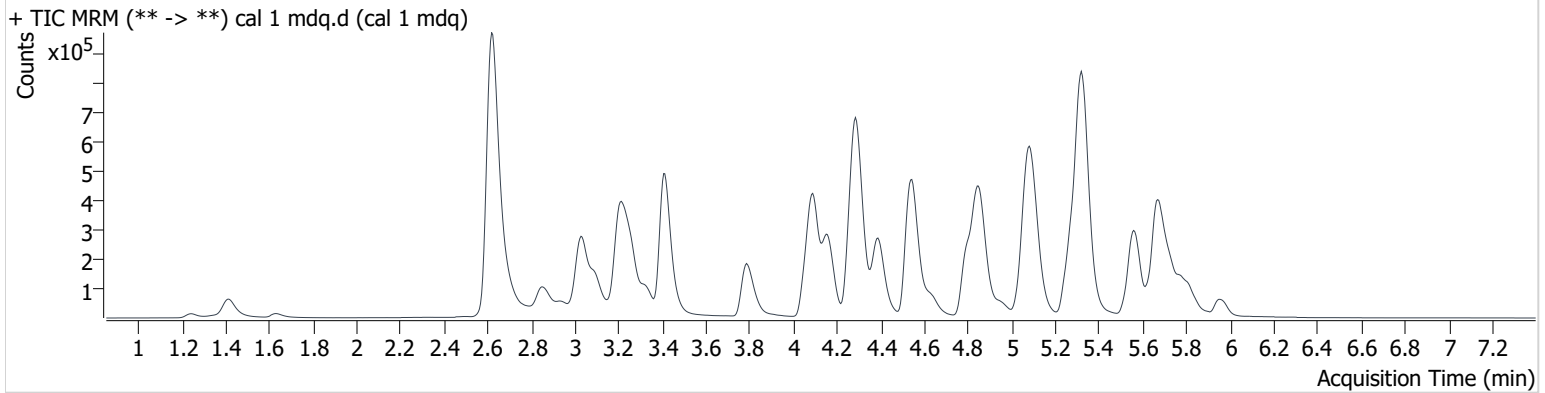
AM #28 Multi-Drug Quant. Results

B. Wylie

Batch results D:\MassHunter\Data\2021\am 27-28\030921\QuantResults\mdq2.batch.bin
Calibration Last Update 3/15/2021 7:21:30 AM

Instrument	69679	Data File	cal 1 mdq.d
Type	Cal	Sample	cal 1 mdq
Acq. Method	mdqp1 1-21-21long.m	Operator	Britany Wylie
Sample Position	P2-A1	Comment	
Injection Volume	3		
Acq. Date-Time	3/9/2021 12:15:36 PM		

Sample Chromatogram



Name	RT	Resp.	S/N	Ratio	S/N	ISTD Resp.	Final Conc.
6-MAM	3.174	1597	11137.4	79.1	2491.4	86837	0.557 ng/ml
7-aminoclonazepam	4.305	15234	49346.6	66.1	18054.1	103552	4.956 ng/ml
a-hydroxyalprazolam	5.719	1304	2066.8	50.2	1037.5	103552	5.227 ng/ml
alpha-PHP	4.963	72445	∞	40.9	28796.1	889446	4.989 ng/ml
alpha-PVP	4.400	94041	162060.0	52.3	7961.2	795051	5.328 ng/ml
Alprazolam	5.793	31867	∞	85.1	∞	219904	5.260 ng/ml
Amphetamine	3.096	159597	∞	44.0	2137.7	488068	4.746 ng/ml
Benzoylcegonine	3.938	1315	73.9	14.9	∞	9443	4.404 ng/ml
Buprenorphine	5.686	1088	4367.2	17.9	1014.9	96492	0.506 ng/ml
Bupropion	4.812	92517	∞	69.2	17336.7	889446	4.989 ng/ml
Carisoprodol	5.748	21450	249279.7	62.6	1189.3	167341	4.882 ng/ml
Citalopram	5.260	69662	3122.4	37.3	44362.5	602672	5.010 ng/ml
Clonazepam	5.636	3571	3890.6	37.4	2062.9	10401	4.988 ng/ml
Clonazepam	5.588	8063	10217.6	37.5	1512.6	219904	5.169 ng/ml
Cocaine	4.298	72436	76591.7	46.8	∞	1190155	5.022 ng/ml
Codeine	2.627	11713	24784.0	85.3	∞	105700	4.734 ng/ml
Cyclobenzaprine	5.643	46995	4437.7	11.7	∞	333711	4.926 ng/ml
Dextromethorphan	5.304	50163	∞	76.6	106026.5	465542	4.982 ng/ml
Dextrophan	4.161	70005	28280.4	44.2	72886.6	767899	5.235 ng/ml
Diazepam	5.955	19213	∞	90.0	31511.6	183594	5.045 ng/ml
Diphenhydramine	5.331	225089	∞	29.9	77980.7	2176818	5.623 ng/ml
Doxylamine	4.558	209422	12200.5	80.3	160747.1	1632472	4.678 ng/ml
EDDP	5.293	54652	∞	43.3	∞	565025	5.249 ng/ml
Etizolam	5.828	16979	42042.9	22.3	74945.6	183594	4.920 ng/ml
Fentanyl	5.120	5242	∞	144.5	12930.8	505893	0.632 ng/ml
Flualprazolam	5.729	12943	∞	98.0	∞	219904	4.911 ng/ml
Fluoxetine	5.730	34077	318338.4	7.8	3837.7	263136	4.969 ng/ml
Hydrocodone	3.062	29319	∞	35.9	∞	673799	4.402 ng/ml
Hydromorphone	1.633	30723	∞	67.4	∞	13355	4.582 ng/ml
Ketamine	4.080	66867	725051.0	38.0	1022.0	673499	4.766 ng/ml
Lamotrigine	4.321	6712	10365.5	80.3	9281.2	514532	4.882 ng/ml
Levetiracetam	2.700	27919	2611.2	226.6	3551.9	488068	5.388 ng/ml
Lorazepam	5.771	737	2.7 Low			9391	3.014 ng/ml

AM #28 Multi-Drug Quant. Results

BWylee

Name	RT	Resp.	S/N	Ratio	S/N	ISTD Resp.	Final Conc.
MDA	3.248	83718	∞	26.5	1733.3	514532	4.769 ng/ml
MDMA	3.336	67079	99398.8	98.9	3784.8	146020	5.337 ng/ml
Meprobamate	4.953	7315	28007.5	30.3	10223.8	48611	4.805 ng/ml
Methadone	5.678	101729	356923.0	55.6	13040.2	1018478	5.144 ng/ml
Methamphetamine	3.265	207794	∞	37.8	519.7	1162410	4.817 ng/ml
Mirtazapine	4.636	136494	179961.1	47.2	362530.4	1018478	5.149 ng/ml
Mitragynine	5.249	24992	14210.1	31.1	17204.6	565025	3.665 ng/ml
Morphine	1.246	5737	∞	16.3	∞	13355	3.773 ng/ml
Norbuprenorphine	5.021	110	457.2	82.9	119.4	12648	0.481 ng/ml
Nordiazepam	5.909	3859	17525.3	60.5	8672.8	27398	4.932 ng/ml
Norfentanyl	4.121	4911	825.4	35.9	∞	1156597	0.529 ng/ml
Norhydrocodone	3.109	2969	∞	20.9	103394898 64241.6	146517	5.137 ng/ml
Noroxycodone	2.960	20807	∞	44.1	∞	146990	4.382 ng/ml
O-desmethyl-tramadol	3.417	162849	2217453.6	6.5	5074.4	1611022	5.193 ng/ml
Oxazepam	5.778	1228	40.0	68.2	1.2 Low	9391	7.989 ng/ml
Oxycodone	2.877	52787	∞	28.0	∞	419716	4.910 ng/ml
Oxymorphone	1.419	36156	∞	44.7	∞	281782	4.465 ng/ml
Phentermine	3.824	27458	307.1	9.7	22736.4	694093	4.832 ng/ml
Promethazine	5.565	69968	195881.1	37.0	∞	684175	5.631 ng/ml
Pseudoephedrine	2.629	398635	35419.5	24.4	∞	3659412	5.783 ng/ml
Quetiapine	5.546	99920	123933.8	61.6	141456.2	278111	4.780 ng/ml
Sertraline	5.798	9443	∞	92.7	∞	80249	5.121 ng/ml
Temazepam	5.845	11871	1092.6	34.4	99.0	113171	5.317 ng/ml
Tramadol	4.279	159089	48732.8	3.4	476.6	1412937	4.969 ng/ml
Trazodone	5.094	70171	95888.3	78.0	∞	633158	4.818 ng/ml
Venlafaxine	5.080	113709	22445.3	39.2	1370.5	1488041	5.185 ng/ml
Zolpidem	4.867	152556	∞	30.9	79944.6	1376159	5.348 ng/ml

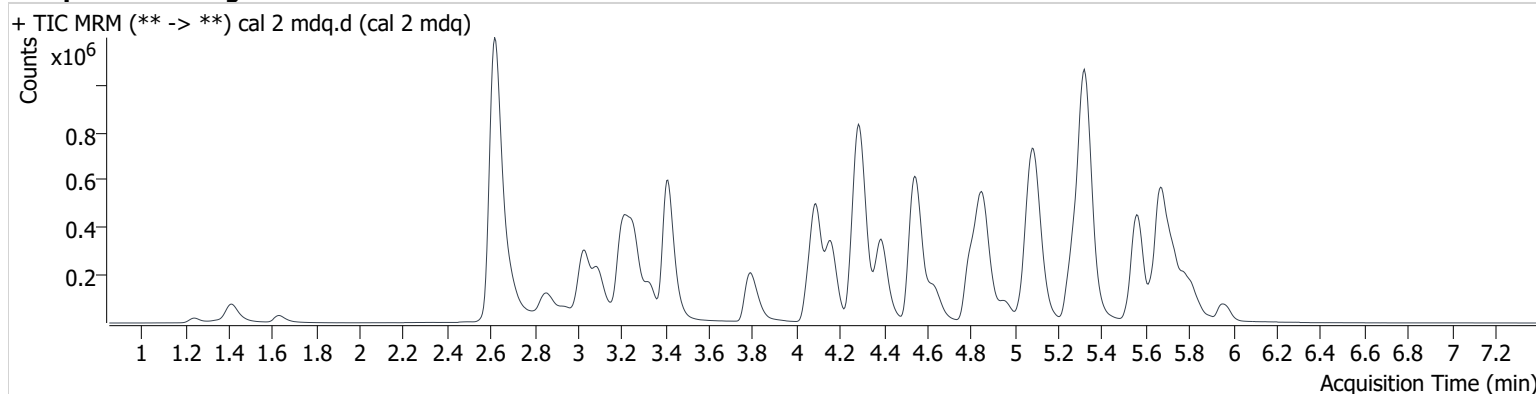
AM #28 Multi-Drug Quant. Results

B. Wylie

Batch results D:\MassHunter\Data\2021\am 27-28\030921\QuantResults\mdq2.batch.bin
Calibration Last Update 3/15/2021 7:21:30 AM

Instrument	69679	Data File	cal 2 mdq.d
Type	Cal	Sample	cal 2 mdq
Acq. Method	mdqp1 1-21-21long.m	Operator	Britany Wylie
Sample Position	P2-B1	Comment	
Injection Volume	3		
Acq. Date-Time	3/9/2021 12:24:41 PM		

Sample Chromatogram



Name	RT	Resp.	S/N	Ratio	S/N	ISTD Resp.	Final Conc.
6-MAM	3.174	3427	7559.0	82.2	∞	93791	1.005 ng/ml
7-aminoclonazepam	4.305	35061	6093.8	72.2	∞	127904	9.905 ng/ml
a-hydroxyalprazolam	5.719	2743	10652.4	52.8	1259.5	127904	9.504 ng/ml
alpha-PHP	4.963	159634	∞	40.3	6978.3	988257	10.011 ng/ml
alpha-PVP	4.400	206641	223565.8	51.8	8762.4	882903	10.102 ng/ml
Alprazolam	5.793	67736	1816.9	85.1	∞	240772	9.994 ng/ml
Amphetamine	3.096	337607	7628.4	44.4	7036.1	529815	10.541 ng/ml
Benzoylecgonine	3.923	2942	83.4	13.7	840.8	10490	9.609 ng/ml
Buprenorphine	5.681	2681	∞	15.8	1083.9	104565	1.054 ng/ml
Bupropion	4.818	206263	351141.4	67.8	12126.5	988257	10.034 ng/ml
Carisoprodol	5.748	48931	100547.7	55.8	∞	183913	10.226 ng/ml
Citalopram	5.260	152131	46051.5	39.5	32711.6	686170	9.800 ng/ml
Clonazepam	5.641	7865	16098.3	29.1	70152.5	13198	9.905 ng/ml
Clonazepam	5.583	15852	18438.0	44.0	28256.1	240772	9.287 ng/ml
Cocaine	4.298	160272	282482.0	46.2	35684557.8	1311451	10.181 ng/ml
Codeine	2.617	24600	105460.5	84.7	∞	114957	10.622 ng/ml
Cyclobenzaprine	5.649	142430	423806.6	10.4	∞	482392	10.237 ng/ml
Dextromethorphan	5.304	116179	290722.3	74.7	80410.0	538847	9.991 ng/ml
Dextrophan	4.161	151750	480110.9	45.1	622375.0	848374	9.996 ng/ml
Diazepam	5.965	41963	∞	86.4	30512.7	202838	9.972 ng/ml
Diphenhydramine	5.331	505544	302869.6	29.5	182962.0	2499501	10.233 ng/ml
Doxylamine	4.558	466627	∞	79.9	19476.0	1836171	9.714 ng/ml
EDDP	5.293	124509	∞	41.2	∞	626928	10.276 ng/ml
Etizolam	5.828	35857	840870.1	24.1	529154.8	202838	10.105 ng/ml
Fentanyl	5.125	12877	∞	135.0	39556.2	633727	1.043 ng/ml
Flualprazolam	5.729	30213	∞	93.0	∞	240772	10.325 ng/ml
Fluoxetine	5.730	109864	120684.5	6.7	11450.3	420372	10.123 ng/ml
Hydrocodone	3.062	62991	∞	36.7	∞	737550	9.642 ng/ml
Hydromorphone	1.633	66387	∞	74.8	∞	14039	10.195 ng/ml
Ketamine	4.080	144537	∞	39.0	928.5	742226	9.851 ng/ml
Lamotrigine	4.321	14721	1442.5	84.3	15088.8	560202	10.183 ng/ml
Levetiracetam	2.695	65127	136847.9	218.2	3460.2	529815	10.278 ng/ml
MDA	3.243	179168	64882.9	25.7	13804.7	560202	10.359 ng/ml

AM #28 Multi-Drug Quant. Results

BWylee

Name	RT	Resp.	S/N	Ratio	S/N	ISTD Resp.	Final Conc.
MDMA	3.336	147160	∞	98.9	378459.0	164246	10.065 ng/ml
Meprobamate	4.958	16156	68687.4	30.5	3116.4	55019	10.307 ng/ml
Methadone	5.678	239995	20587.2	57.2	347069.1	1236312	9.687 ng/ml
Methamphetamine	3.265	385076	1147.6	39.6	2130.6	1295315	10.271 ng/ml
Mirtazapine	4.636	303175	508369.7	47.9	606174.0	1236312	9.420 ng/ml
Mitragynine	5.244	55844	30318.8	30.7	56132.5	626928	10.601 ng/ml
Morphine	1.246	12769	∞	15.6	2584.9	14039	10.012 ng/ml
Norbuprenorphine	5.031	239	983.9	94.7	531.0	13581	1.013 ng/ml
Nordiazepam	5.904	8249	∞	61.1	∞	31151	9.707 ng/ml
Norfentanyl	4.121	10552	904.6	34.9	∞	1294752	0.985 ng/ml
Norhydrocodone	3.109	6978	∞	20.7	∞	165472	9.846 ng/ml
Noroxycodone	2.960	45709	∞	43.3	∞	158385	9.694 ng/ml
O-desmethyl-tramadol	3.417	357138	451070.9	6.1	79987.5	1795057	10.043 ng/ml
Oxazepam	5.773	2221	407.8	91.9 High	60.0	9859	11.651 ng/ml
Oxycodone	2.877	109241	∞	29.9	∞	461247	9.581 ng/ml
Oxymorphone	1.414	76250	∞	44.2	∞	305491	9.680 ng/ml
Phentermine	3.824	62825	735.3	9.3	∞	775900	10.373 ng/ml
Promethazine	5.565	176802	∞	38.2	6537.2	908618	10.059 ng/ml
Pseudoephedrine	2.629	863830	∞	24.4	25594.3	4028803	10.297 ng/ml
Quetiapine	5.546	231192	199803.5	60.6	913143.1	323627	10.341 ng/ml
Sertraline	5.788	30557	63272.2	98.5	∞	137837	9.611 ng/ml
Temazepam	5.840	26076	1028.8	29.8	409.2	124984	10.005 ng/ml
Tramadol	4.284	341004	14241.8	3.5	458.5	1584108	9.948 ng/ml
Trazodone	5.094	165893	∞	77.5	375677077 9205310.0	752378	10.371 ng/ml
Venlafaxine	5.080	244751	270134.9	40.2	9124.3	1627401	9.634 ng/ml
Zolpidem	4.867	344213	760546.0	30.4	95544.1	1506129	10.389 ng/ml

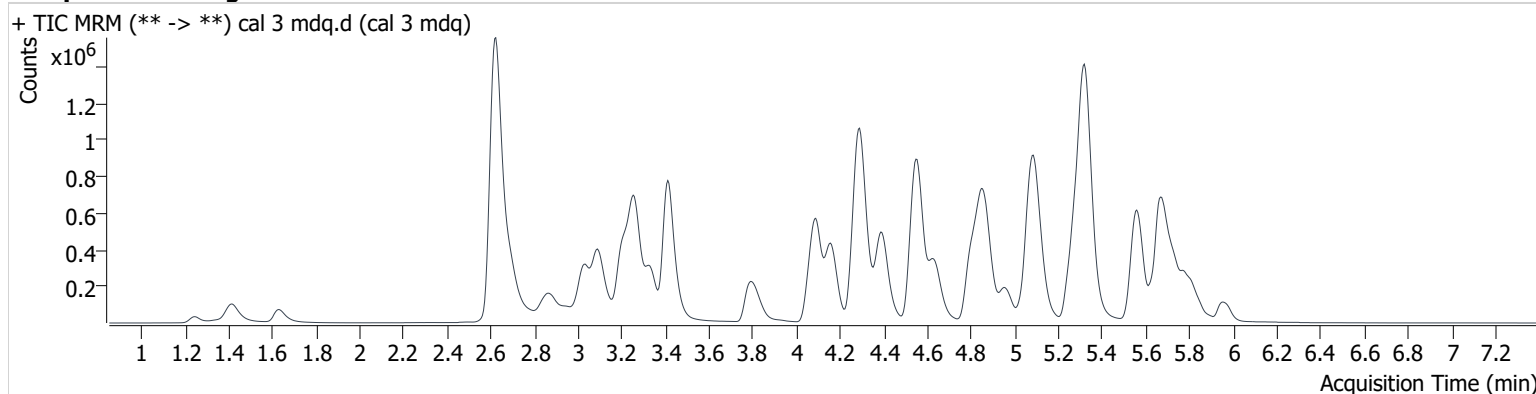
AM #28 Multi-Drug Quant. Results

B. Wylie

Batch results D:\MassHunter\Data\2021\am 27-28\030921\QuantResults\mdq2.batch.bin
Calibration Last Update 3/15/2021 7:21:30 AM

Instrument	69679	Data File	cal 3 mdq.d
Type	Cal	Sample	cal 3 mdq
Acq. Method	mdqp1 1-21-21long.m	Operator	Britany Wylie
Sample Position	P2-C1	Comment	
Injection Volume	3		
Acq. Date-Time	3/9/2021 12:33:44 PM		

Sample Chromatogram



Name	RT	Resp.	S/N	Ratio	S/N	ISTD Resp.	Final Conc.
6-MAM	3.179	8424	∞	79.6	38072.9	93078	2.339 ng/ml
7-aminoclonazepam	4.305	90839	238749.8	71.8	∞	134639	25.513 ng/ml
a-hydroxyalprazolam	5.719	6263	∞	54.4	∞	134639	21.628 ng/ml
alpha-PHP	4.963	399456	∞	39.3	27389.6	1023090	24.366 ng/ml
alpha-PVP	4.400	509392	187061.8	52.9	1695963.7	903873	23.692 ng/ml
Alprazolam	5.793	162473	221597125809 82.6	88.2	1335.1	241019	23.625 ng/ml
Amphetamine	3.096	776597	17613.8	44.8	19996.4	521248	26.470 ng/ml
Benzoylcegonine	3.928	7349	∞	17.0	3593.2	11435	22.967 ng/ml
Buprenorphine	5.691	6185	18876.2	14.1	5435.8	106145	2.299 ng/ml
Bupropion	4.818	504431	649351.3	67.9	122317.8	1023090	23.735 ng/ml
Carisprodol	5.743	119425	∞	58.3	6661.7	191398	24.097 ng/ml
Citalopram	5.260	362907	8959.8	40.3	208246.0	672693	24.143 ng/ml
Clonazepam	5.641	19053	58787.6	28.7	9711.1	13713	25.349 ng/ml
Clonazolam	5.583	41619	∞	37.8	108690.3	241019	24.371 ng/ml
Cocaine	4.298	380178	1365240.0	46.6	2066952.0	1326544	24.004 ng/ml
Codeine	2.622	55852	∞	90.0	∞	115611	25.978 ng/ml
Cyclobenzaprine	5.643	277483	510406.1	10.2	68395.4	388765	24.631 ng/ml
Dextromethorphan	5.299	274634	123540.6	75.1	959455.0	519565	24.524 ng/ml
Dextrorphan	4.161	371913	840352.1	45.6	∞	859774	23.768 ng/ml
Diazepam	5.960	106130	7692.2	87.1	18540.6	211845	24.146 ng/ml
Diphenhydramine	5.331	1175211	70142.7	30.5	1590868.3	2446249	23.204 ng/ml
Doxylamine	4.558	1164430	51551.9	79.1	35389.7	1870860	24.451 ng/ml
EDDP	5.293	382983	43353.2	44.4	∞	797037	24.185 ng/ml
Etizolam	5.833	88360	∞	23.6	38890.7	211845	24.889 ng/ml
Fentanyl	5.120	27742	∞	134.4	27488.5	548285	2.291 ng/ml
Flualprazolam	5.724	71570	∞	95.8	∞	241019	24.256 ng/ml
Fluoxetine	5.730	195927	∞	7.7	47403.0	311334	24.509 ng/ml
Hydrocodone	3.057	153395	∞	35.0	∞	759951	24.206 ng/ml
Hydromorphone	1.633	163213	∞	72.2	∞	15076	24.288 ng/ml
Ketamine	4.080	355653	35196.5	39.4	28798.4	757142	24.503 ng/ml
Lamotrigine	4.326	34436	66816.9	82.4	∞	534638	25.459 ng/ml
Levetiracetam	2.695	165370	9975.0	218.7	30464.9	521248	24.740 ng/ml

AM #28 Multi-Drug Quant. Results

BWylee

Name	RT	Resp.	S/N	Ratio	S/N	ISTD Resp.	Final Conc.
Lorazepam	5.756	5106	∞	43.0	∞	10573	24.439 ng/ml
MDA	3.248	414837	∞	25.3	∞	534638	26.584 ng/ml
MDMA	3.336	360250	∞	96.7	33337.5	165396	23.951 ng/ml
Meprobamate	4.953	40334	42078.8	28.1	∞	56758	26.330 ng/ml
Methadone	5.673	558610	43462.9	56.2	2010887.3	1181581	23.120 ng/ml
Methamphetamine	3.265	860779	∞	39.7	∞	1331758	26.336 ng/ml
Mirtazapine	4.636	739359	∞	47.7	635425.3	1181581	24.032 ng/ml
Mitragynine	5.249	133894	16164.2	29.7	48195.3	797037	22.806 ng/ml
Morphine	1.246	30678	∞	15.8	2880.2	15076	24.641 ng/ml
Norbuprenorphine	5.031	678	851.6	79.7	∞	13568	2.949 ng/ml
Nordiazepam	5.904	20168	∞	65.7	∞	30627	24.867 ng/ml
Norfentanyl	4.121	25795	5946.8	37.1	32030.2	1292358	2.363 ng/ml
Norhydrocodone	3.114	17044	∞	23.8	∞	168288	22.555 ng/ml
Noroxycodone	2.960	109824	∞	43.3	∞	156209	24.664 ng/ml
O-desmethyl-tramadol	3.417	884204	383561.4	6.1	20423.2	1847197	23.906 ng/ml
Oxazepam	5.768	5937	397.1	84.2	∞	10573	24.690 ng/ml
Oxycodone	2.877	276549	∞	29.7	∞	466612	24.546 ng/ml
Oxymorphone	1.414	178022	∞	44.8	∞	297340	24.691 ng/ml
Phentermine	3.824	153591	1447.9	9.3	1714.7	781757	25.824 ng/ml
Promethazine	5.565	370937	425770.1	39.2	164331.5	780751	23.516 ng/ml
Pseudoephedrine	2.629	2100577	94372.1	24.7	16297.9	4016674	23.501 ng/ml
Quetiapine	5.546	553697	109753.2	58.6	345795.0	314830	26.695 ng/ml
Sertraline	5.788	55213	67450.0	95.6	∞	100320	23.798 ng/ml
Temazepam	5.840	62794	7741.9	31.9	340.6	119973	24.228 ng/ml
Tramadol	4.284	847274	3175858.4	3.5	2118.4	1611048	25.012 ng/ml
Trazodone	5.094	369896	1282086.7	78.6	569662.4	706767	25.708 ng/ml
Venlafaxine	5.080	612760	468784.3	40.1	6333.1	1651454	22.905 ng/ml
Zolpidem	4.867	833330	∞	30.6	∞	1562453	23.444 ng/ml

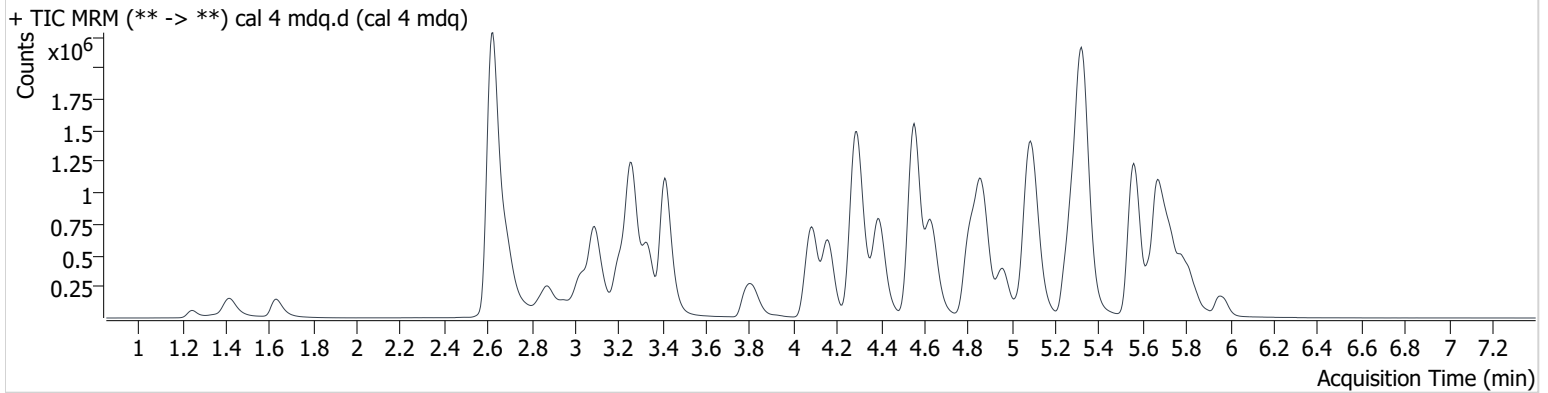
AM #28 Multi-Drug Quant. Results

B. Wylie

Batch results D:\MassHunter\Data\2021\am 27-28\030921\QuantResults\mdq2.batch.bin
Calibration Last Update 3/15/2021 7:21:30 AM

Instrument	69679	Data File	cal 4 mdq.d
Type	Cal	Sample	cal 4 mdq
Acq. Method	mdqp1 1-21-21long.m	Operator	Britany Wylie
Sample Position	P2-D1	Comment	
Injection Volume	3		
Acq. Date-Time	3/9/2021 12:42:45 PM		

Sample Chromatogram



Name	RT	Resp.	S/N	Ratio	S/N	ISTD Resp.	Final Conc.
6-MAM	3.179	18689	∞	77.3	52138.4	93581	5.037 ng/ml
7-aminoclonazepam	4.305	176948	159950.2	72.7	∞	124965	54.399 ng/ml
a-hydroxyalprazolam	5.719	13604	∞	54.5	∞	124965	51.771 ng/ml
alpha-PHP	4.963	897062	∞	39.5	299202.0	1056105	53.148 ng/ml
alpha-PVP	4.400	1147206	∞	52.7	34662.1	924828	51.606 ng/ml
Alprazolam	5.788	347796	∞	85.8	∞	233792	51.858 ng/ml
Amphetamine	3.091	1632797	155935.7	45.2	27692.5	532068	55.966 ng/ml
Benzoylcegonine	3.928	15425	31217.2	15.6	6739.0	10994	51.004 ng/ml
Buprenorphine	5.686	14134	13269.1	16.5	15534.0	103628	5.278 ng/ml
Bupropion	4.812	1145390	1557691.6	67.8	∞	1056105	52.238 ng/ml
Carisoprodol	5.748	252225	205034.3	56.1	3829.0	183723	53.121 ng/ml
Citalopram	5.260	815190	22858.0	41.0	150210.4	703832	52.070 ng/ml
Clonazepam	5.636	35808	∞	28.9	179477.2	12565	53.776 ng/ml
Clonazepam	5.588	87577	117793.7	37.8	153269.6	233792	52.876 ng/ml
Cocaine	4.298	832278	2949991.8	46.7	1102028.1	1351037	51.708 ng/ml
Codeine	2.617	115037	76075.3	88.9	∞	110900	57.602 ng/ml
Cyclobenzaprine	5.643	774714	694611.3	9.8	145157.8	495920	53.813 ng/ml
Dextromethorphan	5.299	627971	788629.3	74.9	504503.8	569351	51.197 ng/ml
Dextrophan	4.161	832023	∞	44.9	796212.2	887625	51.172 ng/ml
Diazepam	5.960	227044	25521.4	87.3	1412.7	210545	51.973 ng/ml
Diphenhydramine	5.331	2702309	134353.0	30.2	∞	2566286	49.905 ng/ml
Doxylamine	4.558	2615110	127857.8	80.4	145051.4	1970325	52.658 ng/ml
EDDP	5.293	871443	∞	44.5	897833.3	863247	50.285 ng/ml
Etizolam	5.833	191504	23415.3	23.7	3189.8	210545	55.183 ng/ml
Fentanyl	5.120	76296	448028.5	134.5	78692.7	694979	4.731 ng/ml
Flualprazolam	5.729	154002	12822.1	95.1	8737.9	233792	53.648 ng/ml
Fluoxetine	5.730	611447	1422238.8	7.2	∞	460899	51.771 ng/ml
Hydrocodone	3.057	353157	∞	37.0	∞	783567	55.333 ng/ml
Hydromorphone	1.633	359015	∞	68.6	∞	14783	55.401 ng/ml
Ketamine	4.080	789343	2199415.9	38.8	34354.9	782777	53.202 ng/ml
Lamotrigine	4.326	72337	314503.0	86.6	275071.9	526832	54.663 ng/ml
Levetiracetam	2.695	341117	12344.8	217.6	29939.5	532068	48.840 ng/ml
Lorazepam	5.766	10251	∞	42.3	124.2	10143	52.391 ng/ml

AM #28 Multi-Drug Quant. Results

BWylee

Name	RT	Resp.	S/N	Ratio	S/N	ISTD Resp.	Final Conc.
MDA	3.243	857154	37963.7	25.7	∞	526832	56.862 ng/ml
MDMA	3.336	798392	681479.4	97.1	119213.3	171247	50.855 ng/ml
Meprobamate	4.953	88520	132279.5	28.0	1226.1	59035	56.643 ng/ml
Methadone	5.678	1320002	154117.1	54.5	∞	1262207	50.746 ng/ml
Methamphetamine	3.265	1796839	20458.2	40.5	∞	1381617	56.442 ng/ml
Mirtazapine	4.631	1738367	136061.8	47.8	∞	1262207	52.891 ng/ml
Mitragynine	5.249	333159	11594.2	31.2	3665.2	863247	56.513 ng/ml
Morphine	1.246	65705	∞	16.6	∞	14783	55.966 ng/ml
Norbuprenorphine	5.036	1156	103.0	98.2	660.5	14312	4.794 ng/ml
Nordiazepam	5.909	44078	∞	63.6	25905.5	31823	52.844 ng/ml
Norfentanyl	4.121	58132	∞	35.0	55968.4	1305851	5.229 ng/ml
Norhydrocodone	3.109	39912	∞	23.8	∞	174516	49.952 ng/ml
Noroxycodone	2.960	244758	∞	43.7	∞	158919	54.901 ng/ml
O-desmethyl-tramadol	3.417	1986167	222296.2	6.1	14216.8	1917841	51.508 ng/ml
Oxazepam	5.778	13694	∞	76.1	158.1	10143	55.266 ng/ml
Oxycodone	2.877	610413	∞	28.9	∞	479079	53.206 ng/ml
Oxymorphone	1.419	386411	∞	44.4	∞	299087	54.499 ng/ml
Phentermine	3.824	330525	31051.8	8.8	4787.7	806985	54.335 ng/ml
Promethazine	5.565	1110187	∞	39.4	87455.5	1078194	50.118 ng/ml
Pseudoephedrine	2.630	4579588	∞	24.5	30447.7	4074493	49.221 ng/ml
Quetiapine	5.546	1241245	3333950.2	59.4	1896828.1	341685	56.043 ng/ml
Sertraline	5.788	170886	∞	98.1	∞	141558	52.148 ng/ml
Temazepam	5.840	137899	57425.8	29.8	517.2	120257	52.393 ng/ml
Tramadol	4.279	1853297	204959.7	3.4	1981.9	1645027	54.140 ng/ml
Trazodone	5.094	910146	141031.7	78.6	∞	818831	55.491 ng/ml
Venlafaxine	5.080	1381128	1655737.8	39.8	10273.4	1696167	49.562 ng/ml
Zolpidem	4.872	1881854	∞	30.6	2056294.4	1625794	50.177 ng/ml

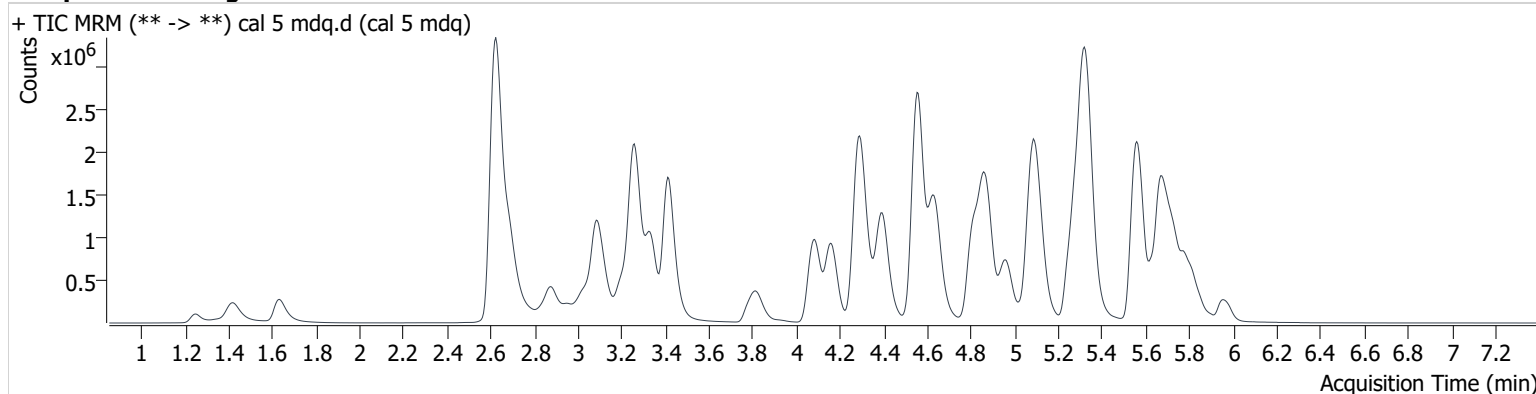
AM #28 Multi-Drug Quant. Results

B. Wylie

Batch results D:\MassHunter\Data\2021\am 27-28\030921\QuantResults\mdq2.batch.bin
Calibration Last Update 3/15/2021 7:21:30 AM

Instrument	69679	Data File	cal 5 mdq.d
Type	Cal	Sample	cal 5 mdq
Acq. Method	mdqp1 1-21-21long.m	Operator	Britany Wylie
Sample Position	P2-E1	Comment	
Injection Volume	3		
Acq. Date-Time	3/9/2021 12:51:48 PM		

Sample Chromatogram



Name	RT	Resp.	S/N	Ratio	S/N	ISTD Resp.	Final Conc.
6-MAM	3.179	36083	1363151.0	74.2	∞	91696	9.824 ng/ml
7-aminoclonazepam	4.305	306002	22067.3	75.3	840888.5	114737	103.145 ng/ml
a-hydroxyalprazolam	5.719	24615	∞	50.8	658.9	114737	102.862 ng/ml
alpha-PHP	4.963	1753346	299916.0	39.8	86840.6	1074040	102.256 ng/ml
alpha-PVP	4.400	2227285	650544.4	52.7	92519.4	951996	96.934 ng/ml
Alprazolam	5.788	605751	∞	87.2	595153660	216116	97.502 ng/ml
Amphetamine	3.091	3017104	∞	43.4	47941.8	521953	106.624 ng/ml
Benzoylcegonine	3.928	29427	189258.7	15.9	4669.3	10465	102.961 ng/ml
Buprenorphine	5.691	25792	76880.8	14.9	4209.2	93797	10.564 ng/ml
Bupropion	4.818	2252708	7776809.7	67.5	28394.4	1074040	101.046 ng/ml
Carisoprodol	5.748	429481	1818716.4	56.0	8682.7	166018	100.176 ng/ml
Citalopram	5.260	1556441	248317.9	40.8	1423530.1	692246	101.276 ng/ml
Clonazepam	5.631	58386	100475.9	34.5	40199.1	11762	94.923 ng/ml
Clonazolam	5.583	156685	∞	39.3	∞	216116	102.346 ng/ml
Cocaine	4.298	1561814	∞	46.6	∞	1316184	99.690 ng/ml
Codeine	2.612	198848	32617.0	89.8	28302.2	107285	104.174 ng/ml
Cyclobenzaprine	5.643	1514379	∞	10.2	464038.1	527335	98.855 ng/ml
Dextromethorphan	5.299	1231120	1208888.7	72.2	562061.6	560626	101.952 ng/ml
Dextrorphan	4.161	1625012	1075246.1	44.6	2818629.1	888685	99.552 ng/ml
Diazepam	5.960	420379	∞	86.5	∞	202423	100.090 ng/ml
Diphenhydramine	5.331	5125374	81758.0	30.4	42249.6	2519719	95.656 ng/ml
Doxylamine	4.559	5212271	375877.6	80.6	462224.9	2024262	102.586 ng/ml
EDDP	5.293	1650872	∞	43.3	1316034.0	840320	97.408 ng/ml
Etizolam	5.833	345804	∞	24.0	∞	202423	104.319 ng/ml
Fentanyl	5.120	155342	∞	134.4	∞	726290	9.022 ng/ml
Flualprazolam	5.729	270635	∞	95.9	∞	216116	101.873 ng/ml
Fluoxetine	5.725	1290099	2702484.5	7.5	211206.8	493822	102.041 ng/ml
Hydrocodone	3.057	661890	∞	37.5	∞	782773	104.722 ng/ml
Hydromorphone	1.633	682590	∞	71.9	∞	15127	103.573 ng/ml
Ketamine	4.080	1516098	∞	39.2	27534.8	788726	101.890 ng/ml
Lamotrigine	4.326	130094	∞	85.1	131702.5	485446	107.018 ng/ml
Levetiracetam	2.695	648823	42877.9	219.6	27894.5	521953	93.634 ng/ml

AM #28 Multi-Drug Quant. Results

BWylee

Name	RT	Resp.	S/N	Ratio	S/N	ISTD Resp.	Final Conc.
Lorazepam	5.766	19657	∞	46.7	399.6	10089	102.056 ng/ml
MDA	3.243	1478132	563424304747 8880.0	25.9	∞	485446	107.303 ng/ml
MDMA	3.336	1526410	1635517.1	96.5	197059.6	167249	99.206 ng/ml
Meprobamate	4.953	162842	244722.1	30.2	4696.0	60194	102.981 ng/ml
Methadone	5.678	2632325	135472.4	52.4	483781.0	1260232	101.027 ng/ml
Methamphetamine	3.265	3333496	∞	40.4	14068.8	1419969	104.629 ng/ml
Mirtazapine	4.636	3425316	497961.3	48.2	500496.1	1260232	104.378 ng/ml
Mitragynine	5.249	664734	30062.9	31.8	13938.2	840320	119.166 ng/ml
Morphine	1.251	127484	∞	16.7	∞	15127	107.744 ng/ml
Norbuprenorphine	5.036	2479	730.0	90.5	2885.0	14791	9.992 ng/ml
Nordiazepam	5.909	84812	∞	63.3	119972.4	32379	100.373 ng/ml
Norfentanyl	4.121	107467	5607.4	34.6	28926.3	1275984	9.862 ng/ml
Norhydrocodone	3.114	78558	∞	26.0	∞	172338	98.786 ng/ml
Noroxycodone	2.954	453649	∞	43.1	∞	156349	104.075 ng/ml
O-desmethyl-tramadol	3.417	3907101	∞	6.1	50502.8	1978038	98.075 ng/ml
Oxazepam	5.768	24724	∞	71.1	∞	10089	97.924 ng/ml
Oxycodone	2.877	1200297	∞	28.9	∞	489065	102.838 ng/ml
Oxymorphone	1.419	719314	∞	44.5	∞	292305	104.757 ng/ml
Phentermine	3.824	624374	6406.9	8.4	2917.6	803540	103.493 ng/ml
Promethazine	5.565	2365234	8971816.5	38.8	∞	1190250	96.048 ng/ml
Pseudoephedrine	2.630	8531449	∞	24.4	∞	3938886	93.812 ng/ml
Quetiapine	5.546	2336928	3874223.1	61.2	3072013.2	340607	106.600 ng/ml
Sertraline	5.788	364465	∞	95.0	1300608.7	155769	101.034 ng/ml
Temazepam	5.845	243259	∞	30.5	9151.6	113034	97.824 ng/ml
Tramadol	4.279	3553166	609772.2	3.4	3725.0	1657207	103.479 ng/ml
Trazodone	5.094	1779080	61299.7	77.7	76664.0	849540	105.250 ng/ml
Venlafaxine	5.080	2680416	2822082.1	39.6	19338.9	1676268	96.760 ng/ml
Zolpidem	4.867	3679958	740101.9	30.8	49784376.3	1635636	96.964 ng/ml

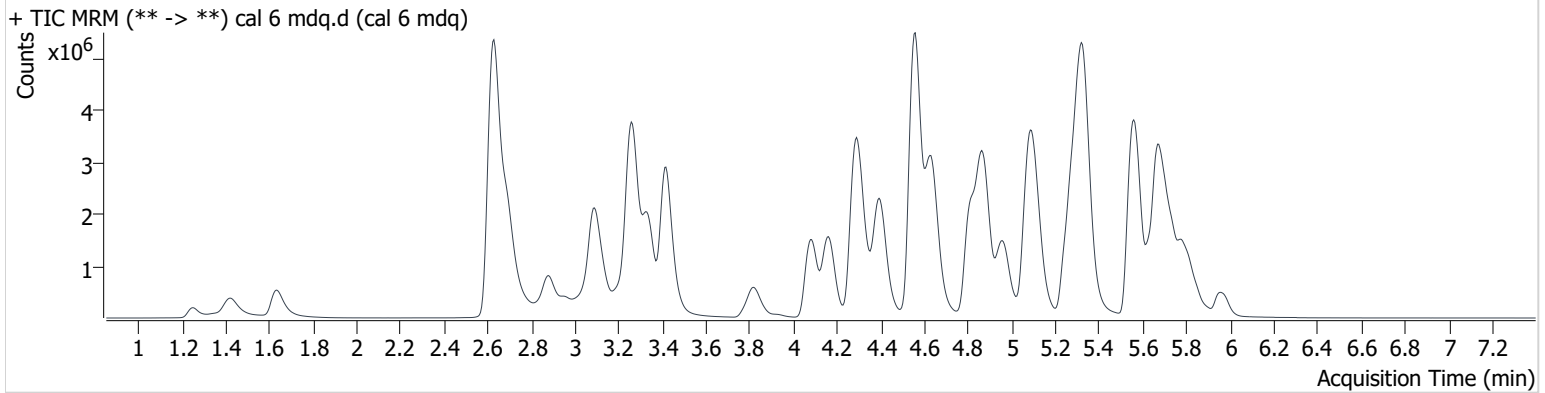
AM #28 Multi-Drug Quant. Results

B. Wylie

Batch results D:\MassHunter\Data\2021\am 27-28\030921\QuantResults\mdq2.batch.bin
Calibration Last Update 3/15/2021 7:21:30 AM

Instrument	69679	Data File	cal 6 mdq.d
Type	Cal	Sample	cal 6 mdq
Acq. Method	mdqp1 1-21-21long.m	Operator	Britany Wylie
Sample Position	P2-F1	Comment	
Injection Volume	3		
Acq. Date-Time	3/9/2021 1:00:50 PM		

Sample Chromatogram



Name	RT	Resp.	S/N	Ratio	S/N	ISTD Resp.	Final Conc.
6-MAM	3.179	73082	∞	77.0	∞	76393	23.737 ng/ml
7-aminoclonazepam	4.305	496413	27537.8	75.5	27375.9	77879	247.599 ng/ml
a-hydroxyalprazolam	5.719	43435	3379.3	56.1	1650.2	77879	268.788 ng/ml
alpha-PHP	4.963	3725408	∞	39.3	120932.6	952853	245.066 ng/ml
alpha-PVP	4.401	4724621	74818.5	53.3	98019.6	807756	241.663 ng/ml
Alprazolam	5.793	1202879	∞	89.2	19050.6	169486	246.532 ng/ml
Amphetamine	3.097	5578328	155076.9	44.6	64198.4	446633	231.965 ng/ml
Benzoylecgonine	3.928	76469	∞	15.7	∞	10909	257.739 ng/ml
Buprenorphine	5.691	48514	∞	15.3	11061.1	81052	22.906 ng/ml
Bupropion	4.812	4895874	1497596.3	65.6	90803.5	952853	247.571 ng/ml
Carisoprodol	5.748	761159	761328.9	56.5	13142.6	122775	240.189 ng/ml
Citalopram	5.255	2986631	740421261407 017.0	41.0	3866235.0	541915	248.548 ng/ml
Clonazepam	5.636	139470	188669.6	31.7	41884.7	10913	247.072 ng/ml
Clonazolam	5.588	299138	∞	39.5	697465.7	169486	249.165 ng/ml
Cocaine	4.298	3151006	2695451.7	45.4	144124.0	1076200	246.119 ng/ml
Codeine	2.617	355338	∞	92.3	∞	86439	232.986 ng/ml
Cyclobenzaprine	5.638	3443056	1036263.2	10.2	∞	500108	236.877 ng/ml
Dextromethorphan	5.299	2361396	1578838.5	73.0	∞	446945	245.322 ng/ml
Dextrorphan	4.161	3440596	∞	44.4	241273.3	763677	244.865 ng/ml
Diazepam	5.960	909910	∞	86.2	∞	177219	247.452 ng/ml
Diphenhydramine	5.331	10151461	16769053.1	30.2	33647.5	1993624	238.251 ng/ml
Doxylamine	4.558	11705504	571851.1	81.5	366443.0	1825094	256.205 ng/ml
EDDP	5.293	3899493	∞	42.4	∞	795057	242.471 ng/ml
Etizolam	5.833	720892	17521.8	25.0	∞	177219	249.463 ng/ml
Fentanyl	5.125	335681	∞	137.2	524182.3	611744	22.825 ng/ml
Flualprazolam	5.729	509189	6231.1	97.5	∞	169486	244.223 ng/ml
Fluoxetine	5.730	2610509	∞	7.3	∞	416709	244.821 ng/ml
Hydrocodone	3.057	1421602	∞	38.5	∞	688862	257.083 ng/ml
Hydromorphone	1.633	1343054	∞	76.3	∞	13182	234.773 ng/ml
Ketamine	4.080	3252912	226127.7	38.8	57189.0	694353	249.080 ng/ml
Lamotrigine	4.326	227095	1014687.7	86.6	47783.3	372508	243.890 ng/ml
Levetiracetam	2.695	1466271	78008.3	220.9	47250.0	446633	245.433 ng/ml

AM #28 Multi-Drug Quant. Results

BWylee

Name	RT	Resp.	S/N	Ratio	S/N	ISTD Resp.	Final Conc.
Lorazepam	5.766	41000	∞	47.7	∞	9135	236.601 ng/ml
MDA	3.238	2611916	111185.8	26.1	44322.7	372508	248.424 ng/ml
MDMA	3.336	3106254	128001.5	97.0	1051676.0	142216	236.917 ng/ml
Meprobamate	4.953	323838	2448951.0	29.3	139300.6	50827	243.862 ng/ml
Methadone	5.678	6025758	207945.5	52.8	245928.6	1197349	242.949 ng/ml
Methamphetamine	3.267	6771856	77445.0	40.0	39364.0	1301040	236.129 ng/ml
Mirtazapine	4.636	7391760	2668676.7	47.2	197178.7	1197349	237.071 ng/ml
Mitragynine	5.244	1348272	33556.8	32.3	160731.1	795057	259.096 ng/ml
Morphine	1.251	270078	∞	16.3	∞	13182	264.520 ng/ml
Norbuprenorphine	5.031	5619	3553.7	88.4	528.3	13233	25.371 ng/ml
Nordiazepam	5.909	182407	∞	63.9	∞	28772	243.630 ng/ml
Norfentanyl	4.121	221504	38665.6	35.2	239272.9	1056970	24.489 ng/ml
Norhydrocodone	3.114	162273	∞	26.5	∞	141240	247.801 ng/ml
Noroxycodone	2.960	924316	∞	43.0	∞	127374	261.389 ng/ml
O-desmethyl-tramadol	3.417	8489606	801404.3	6.0	81285.3	1716330	245.323 ng/ml
Oxazepam	5.773	56699	∞	71.1	2047.1	9135	243.570 ng/ml
Oxycodone	2.877	2626371	∞	29.1	∞	448609	245.838 ng/ml
Oxymorphone	1.419	1421847	∞	44.5	∞	239076	254.665 ng/ml
Phentermine	3.824	1259520	10089.2	8.0	∞	710674	236.642 ng/ml
Promethazine	5.570	5226271	1404831728.4	38.0	∞	1057358	237.823 ng/ml
Pseudoephedrine	2.632	17168492	∞	23.9	∞	3151205	234.276 ng/ml
Quetiapine	5.541	4619174	3224300.9	60.8	∞	296061	243.488 ng/ml
Sertraline	5.788	828481	∞	94.2	681377.4	142628	250.764 ng/ml
Temazepam	5.845	481901	14516.8	31.2	1769.7	91103	239.599 ng/ml
Tramadol	4.279	7254916	∞	3.4	5214.4	1446209	242.768 ng/ml
Trazodone	5.099	3604183	292318.5	78.7	∞	737440	246.696 ng/ml
Venlafaxine	5.079	5829829	1140453.4	39.0	107401.0	1439517	244.160 ng/ml
Zolpidem	4.871	8019868	701565.3	29.9	4159114.7	1410568	244.119 ng/ml

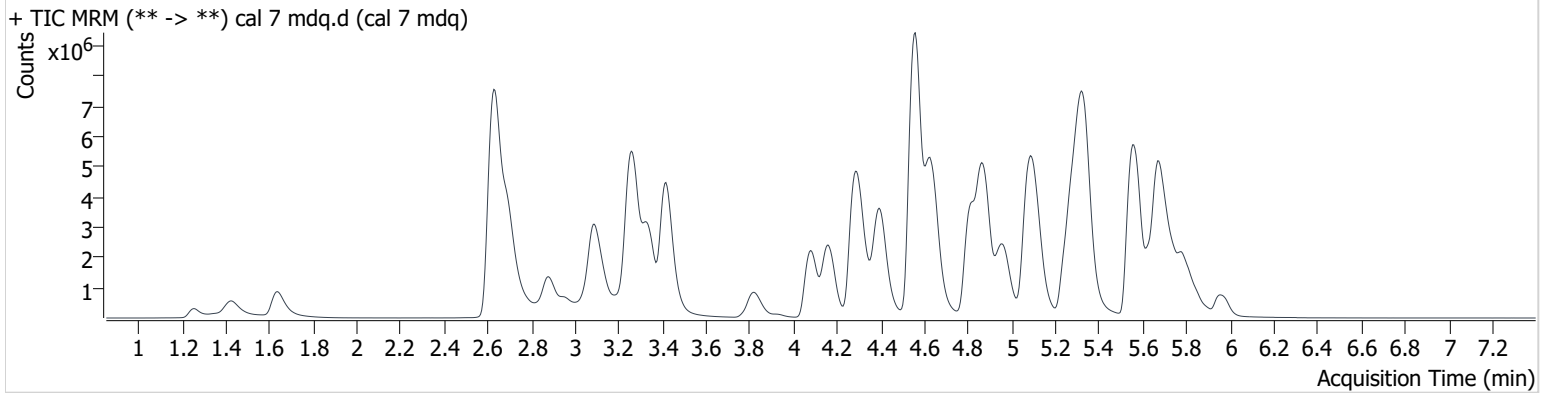
AM #28 Multi-Drug Quant. Results

B. Wylie

Batch results D:\MassHunter\Data\2021\am 27-28\030921\QuantResults\mdq2.batch.bin
Calibration Last Update 3/15/2021 7:21:30 AM

Instrument	69679	Data File	cal 7 mdq.d
Type	Cal	Sample	cal 7 mdq
Acq. Method	mdqp1 1-21-21long.m	Operator	Britany Wylie
Sample Position	P2-G1	Comment	
Injection Volume	3		
Acq. Date-Time	3/9/2021 1:09:51 PM		

Sample Chromatogram



Name	RT	Resp.	S/N	Ratio	S/N	ISTD Resp.	Final Conc.
6-MAM	3.179	124281	∞	76.7	∞	62674	49.092 ng/ml
7-aminoclonazepam	4.305	608163	∞	78.4	23580.7	48390	488.944 ng/ml
a-hydroxyalprazolam	5.724	67499	654.9	55.9	4651.2	48390	673.553 ng/ml
alpha-PHP	4.962	6441205	∞	38.9	175292.9	814201	495.996 ng/ml
alpha-PVP	4.400	8240038	169986.3	52.4	175135.2	683493	497.625 ng/ml
Alprazolam	5.788	1812324	∞	88.8	568489321 6793.0	125848	499.998 ng/ml
Amphetamine	3.096	8415331	365444.7	44.7	124649.4	380082	412.262 ng/ml
Benzoylcegonine	3.928	147532	328977.7	16.1	213904.4	10645	510.336 ng/ml
Buprenorphine	5.686	70815	604181.7	15.2	520422.1	57316	47.200 ng/ml
Bupropion	4.814	8509600	445331.3	64.4	271301.1	814201	503.608 ng/ml
Carisoprodol	5.748	1039189	37246817.5	56.2	35524.8	79762	504.858 ng/ml
Citalopram	5.250	4385693	∞	41.8	81179.1	391883	504.925 ng/ml
Clonazepam	5.636	212929	297624.1	32.5	88608.3	8760	471.410 ng/ml
Clonazolam	5.593	453845	48835.1	39.4	∞	125848	509.118 ng/ml
Cocaine	4.298	4954675	275629.4	45.6	178316.6	835685	498.479 ng/ml
Codeine	2.617	499260	∞	95.2	∞	68711	413.032 ng/ml
Cyclobenzaprine	5.638	5244138	853157.6	10.1	525485.0	364580	494.817 ng/ml
Dextromethorphan	5.299	3496755	11978367.1	73.3	88667.0	326913	496.677 ng/ml
Dextrorphan	4.161	5872307	167541.1	44.2	574833.5	639290	498.948 ng/ml
Diazepam	5.965	1508391	∞	86.9	∞	146433	496.453 ng/ml
Diphenhydramine	5.335	16101816	1019192.6	28.9	173247.1	1506549	499.201 ng/ml
Doxylamine	4.558	20983743	4642614.9	83.0	1864366.3	1608907	521.467 ng/ml
EDDP	5.293	7346753	850667.4	42.5	∞	732308	495.468 ng/ml
Etizolam	5.838	1153133	∞	24.5	∞	146433	483.654 ng/ml
Fentanyl	5.125	565088	1441518.9	140.3	1940014.9	487123	48.026 ng/ml
Flualprazolam	5.729	762610	5314.6	93.0	3185.5	125848	492.471 ng/ml
Fluoxetine	5.730	3522496	413968.0	7.5	∞	279634	492.381 ng/ml
Hydrocodone	3.057	2560238	∞	38.0	∞	614113	520.412 ng/ml
Hydromorphone	1.638	2422744	∞	68.4	∞	11127	502.595 ng/ml
Ketamine	4.080	5568147	2092345.4	38.7	928838.5	586075	505.669 ng/ml
Lamotrigine	4.326	293812	85969.6	87.9	∞	277397	423.985 ng/ml
Levetiracetam	2.700	2540393	189600.1	222.0	181946.7	380082	498.511 ng/ml

AM #28 Multi-Drug Quant. Results

BWylee

Name	RT	Resp.	S/N	Ratio	S/N	ISTD Resp.	Final Conc.
Lorazepam	5.766	76228	∞	48.4	2110.5	8549	471.148 ng/ml
MDA	3.233	3591688	132156.0	26.2	136521.0	277397	459.603 ng/ml
MDMA	3.340	5133959	381779.2	95.2	382705.8	111818	497.622 ng/ml
Meprobamate	4.953	490303	∞	28.9	64420.0	40441	464.922 ng/ml
Methadone	5.678	10517112	187922.0	50.8	648557.6	986374	514.362 ng/ml
Methamphetamine	3.266	10939267	∞	39.4	∞	1193921	418.259 ng/ml
Mirtazapine	4.634	12724207	365744.2	47.1	170396.0	986374	495.380 ng/ml
Mitragynine	5.244	2231752	49526.8	33.0	92342.8	732308	468.153 ng/ml
Morphine	1.256	455489	∞	16.0	∞	11127	530.349 ng/ml
Norbuprenorphine	5.026	8840	2763.4	95.9	2648.6	11152	47.402 ng/ml
Nordiazepam	5.909	307830	∞	63.4	44291.3	23246	509.421 ng/ml
Norfentanyl	4.121	354942	35092.8	34.9	349565.0	836975	49.522 ng/ml
Norhydrocodone	3.114	263315	∞	27.9	∞	108473	522.694 ng/ml
Noroxycodone	2.954	1527712	∞	43.3	∞	109688	502.355 ng/ml
O-desmethyl-tramadol	3.417	14937742	664299.8	5.9	137465.5	1473071	502.744 ng/ml
Oxazepam	5.773	98589	2632.0	72.8	∞	8549	450.027 ng/ml
Oxycodone	2.877	4724659	∞	29.3	∞	394552	503.235 ng/ml
Oxymorphone	1.424	2309590	∞	44.3	∞	195112	507.921 ng/ml
Phentermine	3.824	2074488	6835.0	7.4	∞	619468	447.554 ng/ml
Promethazine	5.565	9125602	494002.1	36.9	1292891.2	883330	496.285 ng/ml
Pseudoephedrine	2.633	27733517	∞	23.4	∞	2422530	491.042 ng/ml
Quetiapine	5.536	7017876	∞	61.9	14690759.0	234307	468.207 ng/ml
Sertraline	5.783	1114966	1793986.0	95.5	2326719.2	97265	494.829 ng/ml
Temazepam	5.845	742096	280476.2	31.8	12569.8	71156	471.835 ng/ml
Tramadol	4.279	11811289	400585.3	3.3	9021.7	1233576	463.809 ng/ml
Trazodone	5.099	5696015	242837.1	77.6	197715.5	601269	478.917 ng/ml
Venlafaxine	5.075	10260294	191030.9	38.3	∞	1177334	524.728 ng/ml
Zolpidem	4.872	14020790	515517.9	29.6	∞	1215866	494.508 ng/ml

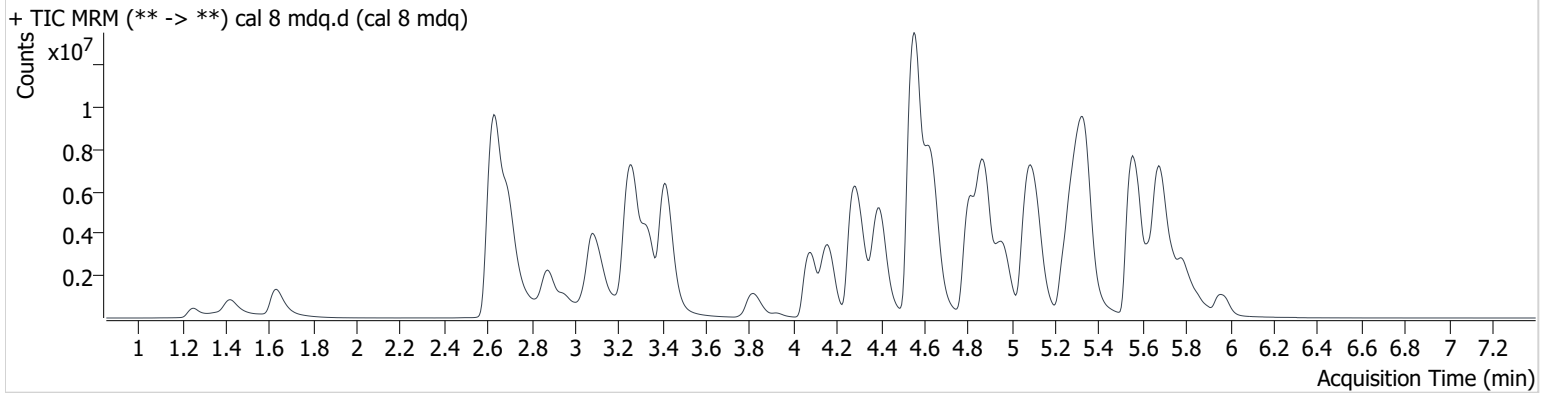
AM #28 Multi-Drug Quant. Results

B. Wylie

Batch results D:\MassHunter\Data\2021\am 27-28\030921\QuantResults\mdq2.batch.bin
Calibration Last Update 3/15/2021 7:21:30 AM

Instrument	69679	Data File	cal 8 mdq.d
Type	Cal	Sample	cal 8 mdq
Acq. Method	mdqp1 1-21-21long.m	Operator	Britany Wylie
Sample Position	P2-H1	Comment	
Injection Volume	3		
Acq. Date-Time	3/9/2021 1:27:49 PM		

Sample Chromatogram



Name	RT	Resp.	S/N	Ratio	S/N	ISTD Resp.	Final Conc.
6-MAM	3.179	200695	542872.9	74.3	445754.2	48464	102.409 ng/ml
7-aminoclonazepam	4.310	566643	76218.9	77.7	71291.9	24240	910.126 ng/ml
a-hydroxyalprazolam	5.729	95318	∞	56.7	2220.5	24240	1900.374 ng/ml
alpha-PHP	4.960	10116580	14007014.5	38.5	58979.6	654802	968.762 ng/ml
alpha-PVP	4.397	13200527	641789.7	52.1	133198.2	537610	1013.049 ng/ml
Alprazolam	5.788	2501409	14303.7	89.4	5522.6	86377	1005.230 ng/ml
Amphetamine	3.091	11253456	4673749.4	45.6	209937.0	316656	662.551 ng/ml
Benzoylcegonine	3.928	303509	1031940.2	15.6	533519.8	11412	979.993 ng/ml
Buprenorphine	5.691	78456	∞	15.3	148303.7	28740	104.193 ng/ml
Bupropion	4.809	13545142	43565008.4	63.4	∞	654802	996.780 ng/ml
Carisoprodol	5.748	1225886	2355331.9	56.2	51354.7	47391	1002.451 ng/ml
Citalopram	5.245	5549323	∞	42.6	4751144.8	251876	994.229 ng/ml
Clonazepam	5.631	279174	454567.1	32.1	∞	5206	1042.168 ng/ml
Clonazepam	5.593	591493	15128.3	39.9	55956.4	86377	966.746 ng/ml
Cocaine	4.296	7208710	593520.3	44.8	2042438.1	603249	1004.796 ng/ml
Codeine	2.612	694640	∞	93.6	28808.0	51554	767.268 ng/ml
Cyclobenzaprine	5.633	7080993	1702900.5	9.8	26850.4	242626	1003.886 ng/ml
Dextromethorphan	5.294	4524028	281590.1	74.6	77345.1	208957	1005.354 ng/ml
Dextrophan	4.156	9355459	1563270.3	43.8	274096.3	504760	1006.465 ng/ml
Diazepam	5.965	2373287	∞	85.8	∞	113826	1004.869 ng/ml
Diphenhydramine	5.336	22241474	1424780.5	29.3	133508.9	1019705	1017.928 ng/ml
Doxylamine	4.553	32706481	1162549.1	87.7	1054909.6	1351141	968.241 ng/ml
EDDP	5.288	12922764	∞	42.7	∞	628687	1014.659 ng/ml
Etizolam	5.838	1662934	∞	25.4	10660.5	113826	897.934 ng/ml
Fentanyl	5.125	925735	1203892.8	140.8	∞	362663	105.430 ng/ml
Flualprazolam	5.729	1022047	6071.9	91.5	11841.7	86377	961.486 ng/ml
Fluoxetine	5.732	3989192	2397476.6	7.5	∞	156947	993.609 ng/ml
Hydrocodone	3.052	4140478	∞	40.0	∞	536534	964.200 ng/ml
Hydromorphone	1.633	4050106	∞	72.8	∞	9312	1004.593 ng/ml
Ketamine	4.074	8818567	∞	37.8	∞	473845	991.039 ng/ml
Lamotrigine	4.326	316031	19514.7	88.7	∞	193688	653.330 ng/ml
Levetiracetam	2.700	4306480	194695.1	223.9	281945.1	316656	1013.176 ng/ml
Lorazepam	5.766	128529	∞	48.1	2891.1	6383	1065.356 ng/ml

AM #28 Multi-Drug Quant. Results

BWylee

Name	RT	Resp.	S/N	Ratio	S/N	ISTD Resp.	Final Conc.
MDA	3.223	4490464	251674.9	26.1	294184.0	193688	823.757 ng/ml
MDMA	3.335	7766613	876435.1	93.4	408416.4	82816	1016.048 ng/ml
Meprobamate	4.948	639334	549687.4	28.8	1199104.0	27662	887.168 ng/ml
Methadone	5.678	16577285	4321983.2	49.5	450337.5	759854	1052.097 ng/ml
Methamphetamine	3.260	15934783	∞	38.4	∞	1069473	682.293 ng/ml
Mirtazapine	4.631	20308428	890486.6	46.5	655023.3	759854	1026.348 ng/ml
Mitragynine	5.233	3265167	215937.7	33.5	24277.8	628687	800.059 ng/ml
Morphine	1.251	676833	∞	19.0	∞	9312	942.994 ng/ml
Norbuprenorphine	5.021	14509	5727.4	96.9	7848.4	9392	92.415 ng/ml
Nordiazepam	5.909	488390	∞	63.5	90513.5	18906	994.227 ng/ml
Norfentanyl	4.116	497260	∞	35.5	∞	574611	101.022 ng/ml
Norhydrocodone	3.109	393755	∞	29.9	∞	79751	1062.319 ng/ml
Noroxycodone	2.954	2451530	∞	43.1	∞	90426	978.540 ng/ml
O-desmethyl-tramadol	3.411	24163193	1359289.0	5.8	334438.9	1193905	1003.208 ng/ml
Oxazepam	5.773	172977	86884.0	74.4	2757.8	6383	1053.524 ng/ml
Oxycodone	2.874	8496011	∞	28.9	∞	358665	995.847 ng/ml
Oxymorphone	1.419	3738445	∞	44.0	∞	163962	979.321 ng/ml
Phentermine	3.818	3250770	110562.3	7.2	∞	533199	815.176 ng/ml
Promethazine	5.565	13838944	654392.4	35.8	∞	650949	1020.521 ng/ml
Pseudoephedrine	2.629	40711528	∞	23.1	∞	1689937	1032.069 ng/ml
Quetiapine	5.531	9789090	∞	60.4	29646895.0	181253	844.938 ng/ml
Sertraline	5.783	1258027	∞	95.5	∞	53408	1016.757 ng/ml
Temazepam	5.851	1075821	381090.1	30.8	32582.6	46823	1038.799 ng/ml
Tramadol	4.269	17512400	508059.5	3.3	36893.3	853354	994.648 ng/ml
Trazodone	5.109	7900201	275547648572 3260.0	78.9	∞	462543	864.101 ng/ml
Venlafaxine	5.075	16799238	∞	36.8	207804.8	920329	1098.413 ng/ml
Zolpidem	4.872	22895871	∞	29.6	848744.9	966685	1015.051 ng/ml